

A full-page background image showing two people riding snowmobiles through a snowy, forested landscape. The rider in the foreground is wearing a light blue jacket and a black helmet with yellow-tinted goggles. The rider in the background is wearing a red jacket and a red helmet. Both snowmobiles are kicking up a spray of snow as they move. The scene is set in a winter forest with snow-covered evergreen trees.

ski-doo

PRODUCT SPEC BOOK

VEHICLES • ACCESSORIES • PARTS • MAINTENANCE • APPAREL

2024

PRODUCT SPEC BOOK

2024

VEHICLE SPECIFICATIONS

- 5 Rotax Engines
- 6 Summit X with Expert Package
- 7 Summit Adrenaline with Edge Package
- 8 Summit Adrenaline
- 9 Summit Neo
- 10 Freeride
- 11 Backcountry X-RS
- 12 Backcountry Adrenaline
- 13 Backcountry Sport
- 14 Renegade X-RS
- 15 Renegade Adrenaline
- 16 Renegade Sport
- 17 MXZ X-RS with Competition Package
- 18 MXZ X-RS
- 19 MXZ Sport
- 20 MXZ Neo
- 21 MXZ 120/200
- 22 Grand Touring Sport
- 23 Expedition Xtreme
- 24 Expedition SE
- 25 Expedition LE
- 26 Expedition Sport
- 27 Tundra LE
- 28 Skandic LE
- 29 Skandic Sport
- 30 Comparative Chart

ACCESSORIES

- 33 Platform/Accessory Fit Guide
- 34 LinQ Accessories
- 40 Fuel & Oil Caddies
- 40 Storage
- 51 Sleigh, Racks & Holders
- 54 Seats & Backrests
- 58 Windshields & Wind Protection
- 66 Handguards & Handlebar
- 69 Mirrors
- 70 Adjustable Risers & Extension Kits

- 72 Bumpers, Hitches & Winches
- 79 Protection & Reinforcement
- 82 Toe-Holds, Footrests & Knee Pads
- 84 Suspension & Fox Shock Kits
- 87 Vent Kits & Prefilters
- 88 Cooling & Lubrication
- 90 LED Lights
- 91 Electrical & Electronics
- 95 Trailering & Covers
- 98 Garage & Truck Sled Decks

PARTS

- 101 Traction & Control
- 112 CVT Maintenance Parts
- 114 Electrical

MAINTENANCE

- 117 Oils & Maintenance Products

APPAREL

- 121 Sizing chart
- 122 Advex Helmet
- 124 New Communication System Vibe By BRP!
- 126 Helmets and Communication System
- 129 Goggles
- 130 New Tec+ Ultra Boots
- 131 Boots and Socks
- 132 Bags
- 132 Protective Gear

- 133 BC SERIES
- 134 Sympatex key technologies
- 135 BC Kona
- 136 BC Kona +
- 137 BC Aspect
- 138 BC collection
- 142 Tec layers
- 143 Layering
- 144 Riding Gear Trail
- 146 X-Team collection
- 150 Exodus
- 152 Trail collection
- 156 ExoFloat system
- 157 Vasa
- 158 Vasa collection
- 160 Corida 3-in-1
- 161 Crossover collection
- 163 clim8
- 164 Utility collection
- 165 Gloves
- 168 Kids
- 169 Kids collection
- 173 Sportswear
- 174 Sportswear – Base layers
- 175 Sportswear – Premium
- 176 Sportswear – Signature
- 178 Sportswear
- 184 Headwear and neckwear

THAT **ski-doo** *FEELING*

For advertising purposes, some scenes depicted in this brochure include professional riders and racers executing maneuvers or performances under ideal and/or controlled conditions. Do not attempt any of these or any other risky maneuvers if they're beyond your level of riding ability, as well as your understanding and respect for the performance of your snowmobile. Always ride responsibly and safely. Always observe applicable local laws and regulations. Always wear the appropriate protective clothing, including a helmet. And remember, if you're going to drink, please don't ride. Because of its ongoing commitment to product quality and innovation, Bombardier Recreational Products Inc. (BRP) reserves the right, at any time, to discontinue or change specifications, prices, designs, features, models or equipment without incurring any obligation. Some models depicted herein may include optional equipment. Prices are based on Manufacturer Suggested Retail Prices. Dealer may sell for a different price. Taxes are not included. BRP is a proud member of the SSCC (Snowmobiling Safety Certification Committee), Machine Safety Standard, Operator Safety Training, Safe Trails, ISMA (International Snowmobile Manufacturers Association), National Snowmobile Foundation and Tread Lightly! Inc. By being a member of these important snowmobiling associations, we recognize and support their efforts in sharing the responsibility in promoting the growth of our sport. Isolfil is a registered trademark of Yarns and Threads For Textile. mcFIT is registered trademark of MCTECH Corporation. PrimaLoft Gold, PrimaLoft Silver and PrimaLoft Black are registered trademarks of Albany International Corp. Sympatex is a registered trademark of Sympatex Technologies GmbH. Dri-Lex is a registered trademark of Faytex Corp. Vespel, Teflon HT and Kevlar are trademarks of E. I. DuPont de Nemours & Co. Thermolite and Cordura are registered trademarks of INVISTA for durable fabrics. Thermocool is a registered trademark of ADVANSA. Velcro is a registered trademark of Velcro Industries. Scott is a trademark of Scott Sports SA. M-FORGE® Composite is a patented and registered trademark of MAT GROUP™. TekVest is a registered trademark of Tekrider. Fidlock is a registered trademark of Fidlock GmbH. clim8® is a trademark of clim8 SAS and is registered in the US and other countries. Terra is a trademark of Superwinch LLC. Bluetooth is a registered trademark of Bluetooth SIG, Inc. Warn is a registered trademark of Warn Industries Inc. GTX is a trademark of Castrol Limited used under license. Montana and Zumo are registered trademarks of Garmin Ltd. NGK is a registered trademark of NGK Spark Plugs, Ltd. Extender Trail III, Trail Blazer IV, Executive, Flat-top and Dooly are trademarks and registered trademarks of Woody's International Engineering and Manufacturing, Inc. RipSaw, RipSaw Lite, ICE Ripper, ICE Ripper XT, ICE Attak and PowderMax are trademarks of Camoplast Inc. Lexan is a registered trademark of SABIC Innovative Plastics. Superclamp II is a trademark of Bowdriks Industries. FOX is a registered trademark of Fox Racing Canada, Kolpin and Impact are registered trademarks of Kolpin Powersports Inc. Yuasa is a registered trademark of YUASA Batteries Inc. Schumacher® and the Schumacher logo are registered trademarks of Schumacher Electric Corporation. Depending on location, products are distributed by BRP US Inc., Bombardier Recreational Products Inc., BRP European Distribution SA, BRP Finland Oy, BRP Australia Pty Ltd. or Bombardier Recreational, Products Motores da Amazonia Ltda. In the U.S.A., products are distributed by BRP US Inc. In Canada, products are distributed by Bombardier Recreational Products Inc. ©/TM and the BRP logo are trademarks and registered of Bombardier Recreational Products Inc. or its affiliates. All other company and/or product names are trademarks or registered trademarks of their respective holders. © 2023 BRP. All rights reserved. Printed in European Union.



VEHICLE SPECIFICATIONS

// VEHICLE SPECIFICATIONS

5	ROTAX ENGINES	17	MXZ X-RS WITH COMPETITION PACKAGE
6	SUMMIT X WITH EXPERT PACKAGE	18	MXZ X-RS
7	SUMMIT ADRENALINE WITH EDGE PACKAGE	19	MXZ SPORT
8	SUMMIT ADRENALINE	20	MXZ NEO
9	SUMMIT NEO	21	MXZ 120/200
10	FREERIDE	22	GRAND TOURING SPORT
11	BACKCOUNTRY X-RS	23	EXPEDITION XTREME
12	BACKCOUNTRY ADRENALINE	24	EXPEDITION SE
13	BACKCOUNTRY SPORT	25	EXPEDITION LE
14	RENEGADE X-RS	26	EXPEDITION SPORT
15	RENEGADE ADRENALINE	27	TUNDRA LE
16	RENEGADE SPORT	28	SKANDIC LE
		29	SKANDIC SPORT
		30	COMPARATIVE CHART

ROTAX® ENGINES

ROTAX 2-STROKE ENGINES

Heart-thumping power, lightweight design, proven reliability – E-TEC direct-injection engine technology delivers the most sought-after attributes in the snowmobile industry.

Our lineup of 2-stroke engines now includes the brand-new 600 EFI (Electronic Fuel Injection) engine. Reliable, affordable and easy to use, it's an entry-level engine that far exceeds what you thought an entry-level engine had to be.

With the E-TEC engine lineup you also get:

- Industry-leading fuel economy²
- Excellent oil economy
- Virtually no smoke or smell
- Light, linear throttle pull
- Automatic summerization process

NEW 850 E-TEC TURBO R

- 180 hp up to 8,000 ft¹
- World's most powerful factory-built 2-stroke turbo

850 E-TEC

- 165 horsepower¹
- Up to 19 mpg (12.3 L/100 km)²

600R E-TEC

- 125 horsepower¹
- Up to 21 mpg (11.3 L/100 km)²

600 EFI

- 85 horsepower¹
- Up to 18 mpg (13.3 L/100 km)²

E-TEC engines are the best-selling 2-stroke engines in snowmobiling.⁴

ROTAX ACE™ 4-STROKE ENGINES

With the Advanced Combustion Efficiency (ACE) family of engines, BRP engineers optimized the combustion system, reduced mechanical friction, and freed intake and exhaust breathing. The result is the most efficient engine in snowmobiling. Not only are they efficient, they're a pleasure to operate and own. Very little maintenance is required; they run smoothly and produce a nice, solid – yet quiet – sound.

900 ACE TURBO R

- Rotax-designed turbocharger
- 180 horsepower¹
- Cable-activated throttle with reconfigured iTC

900 ACE TURBO - 150 WITH iTC

- 150 horsepower¹
- Up to 19.4 mpg (12.1 L/100 km)³

900 ACE TURBO - 130 WITH iTC

- Rotax-designed turbocharger
- 130 horsepower¹

900 ACE WITH iTC

- 3 cylinders
- 95 horsepower¹
- Up to 21.8 mpg (10.8 L/100 km)³

600 ACE WITH iTC

- 2 cylinders
- 62 horsepower¹
- Up to 29 mpg (8 L/100 km) – the most fuel-efficient in the entire industry³

ACE engines are the best-selling 4-stroke engines in snowmobiling.⁴



INTELLIGENT THROTTLE CONTROL

Standard on the ACE engines, the iTC™ system delivers a whole different snowmobiling experience.

- **Driving Modes:** A button on the console enables you to select one of three driving modes. Standard mode ensures a smooth start and linear acceleration; Sport enables full performance and quicker acceleration; ECO® limits top speed and acceleration rates for a more relaxed, fuel-conserving ride.
- **Finger Throttle:** The throttle block can be rotated forward for use as a finger throttle, if preferred. Great for changing hand positions on a long ride and for more control through bumps.

¹ Observed metric horsepower based on internal dyno test performed in optimal conditions.

² Data based on internal engineering trail testing.

³ Data based on internal engineering trail testing in ECO mode.

⁴ Based on retail sale results as of December 31, 2019.



Experience the advantage of XPS. Oil and care products engineered to extend the life of your ride, tested in the world's harshest conditions, and designed to optimize your vehicle's performance. Learn more at XPSlubricants.com

SUMMIT® X® WITH EXPERT PACKAGE

The ultimate deep-snow sled with features sharpened for technical terrain riding.



SUMMIT X WITH EXPERT PACKAGE
154 850 E-TEC TURBO R SHOWN

SUMMIT X WITH EXPERT PACKAGE
165 850 E-TEC TURBO R SHOWN

// WHAT'S NEW

- 10.25 in. color touchscreen display with BRP Connect available

// PACKAGE HIGHLIGHTS

- Rotax® 850 E-TEC® Turbo R and 850 E-TEC engines available
- REV® Gen5 platform
- Premium LED headlights
- tMotion™ XT rear suspension with rigid rear arm
- PowderMax® X-Light 3 in. with full-width rods
- Premium shock package with stiffer calibration
- Short tunnel with lightweight snowflap
- E-TEC SHOT™ starter standard
- Full-length extruded profile running boards with large openings
- Flexible handguards
- Short riser block [120 mm/4.7 in.]
- Narrower running boards and bodywork
- Ultra compact and lightweight deep snow seat
- Adjustable limiter strap
- Belt monitoring system
- Adjustable brake lever
- Pilot™ DS 4 skis
- RAS™ 3 front suspension

ROTAX ENGINE

	850 E-TEC TURBO R	850 E-TEC
Engine details	Liquid-cooled, two-stroke, turbocharged, eRAVE™	Liquid-cooled, two-stroke, eRAVE
Cylinders – Displacement	2 – 849 cc	2 – 849 cc
Bore – Stroke (mm)	82 – 80.4	82 – 80.4
Carburation	E-TEC direct injection with additional booster injectors	E-TEC direct injection with additional booster injectors
Fuel type – Octane	Unleaded – 95	Unleaded – 95
Fuel tank (L/US gal)	36/9.5	36/9.5
Oil tank capacity (L/qt)	3.4/3.6	3.4/3.6

POWERTRAIN

Drive clutch	pDrive™ with clickers
Driven clutch	QRS Vent Plus
Drive sprocket pitch (mm/in.)	89/3.5

DRY WEIGHT

Dry weight (kg/lb)	204/449 [154 in.]	195/430 [154 in.]
	207/456 [165 in.]	198/437 [165 in.]

DIMENSIONS

Vehicle overall length (mm/in.)	3,188/125.5 [154 in.]
	3,299/129.9 [165 in.]
Vehicle overall width (mm/in.)	1,024/40.3 [adjustable]
Vehicle overall height (mm/in.)	1,306/51.4
Ski stance (mm/in.)	864/34 [adjustable]
Available Tracks (in.)	PowderMax X-Light:
[Length x Width x Profile]	154 x 16 x 3.0
	165 x 16 x 3.0

COLOR

Timeless Black / Orange Crush [painted]

Timeless Black [painted]

SUSPENSION

Front suspension	RAS 3
Front shock	KYB® 36 Plus with lightweight springs
Front suspension travel (mm/in.)	207/8.2
Rear suspension	tMotion XT with Adjustable limiter strap
Center shock	KYB 36 Plus with lightweight spring
Rear shock	KYB Pro 36 EA-3
Rear suspension travel (mm/in.)	258/10.2

FEATURES

Platform	REV Gen5
Headlights	Premium high-performance LED
Skis	Pilot DS 4
Seating	Deep snow ultra compact
Handlebar	Tapered with J-hooks/Grab handle
Riser block height (mm/in.)	120/4.7
Starter	SHOT
Reverse	RER™
Brake system	Brembo® with adj. lever
Heated throttle lever/grips	Standard
Gauge type	4.5 in. digital
	10.25 in. touchscreen (opt.)
Windshield	Optional
Runner (in.) – Carbide (in.)	3/8 square – 4
Bumpers (front/rear)	Std/Std

SUMMIT® ADRENALINE® WITH EDGE PACKAGE

This high-end in-season package is loaded with proven technical features.



SUMMIT ADRENALINE
WITH EDGE PACKAGE
154 850 E-TEC SHOWN

// WHAT'S NEW

- 146 in. track length available
- Narrow 34 in. ski stance

// PACKAGE HIGHLIGHTS

- REV® Gen5 platform
- Rotax 850 E-TEC engine
- High quality KYB® 36 shock package
- tMotion™ X rear suspension
- E-TEC SHOT™ starter standard
- Deep snow running boards with large openings
- RAS™ 3 front suspension
- PowderMax® X-Light 3 in. with FlexEdge™ available
- Narrower running boards and bodywork
- Compact and lightweight deep snow seat
- Pilot™ DS 3 skis
- Belt monitoring system

ROTAX ENGINE

	850 E-TEC
Engine details	Liquid-cooled, two-stroke, eRAVE™
Cylinders – Displacement	2 – 849 cc
Bore – Stroke (mm)	82 – 80.4
Carburation	E-TEC direct injection with additional booster injectors
Fuel type – Octane	Unleaded – 95
Fuel tank (L/US gal)	36/9.5
Oil tank capacity (L/qt)	3.4/3.6

POWERTRAIN

Drive clutch	pDrive™ with clickers
Driven clutch	QRS Vent Plus
Drive sprocket pitch (mm/in.)	73/2.86 [146 in.] 89/3.5 [154]


DRY WEIGHT

Dry weight (kg/lb)	204/449 [146 in.] 202/445 [154 in.]
--------------------	--

DIMENSIONS

Vehicle overall length (mm/in.)	3,058/120.4 [146 in.] 3,188/125.5 [154 in.]
Vehicle overall width (mm/in.)	1,024/40.3 (adjustable)
Vehicle overall height (mm/in.)	1,395/54.9
Ski stance (mm/in.)	864/34 (adjustable)
Available Tracks (in.) (Length x Width x Profile)	PowderMax II with FlexEdge: 146 x 16 x 2.5 PowderMax X-Light with FlexEdge: 154 X 16 X 3.0

COLOR

Arctic Desert 

SUSPENSION

Front suspension	RAS 3
Front shock	KYB 36
Front suspension travel (mm/in.)	207/8.2
Rear suspension	tMotion X
Center shock	KYB 36
Rear shock	KYB 36
Rear suspension travel (mm/in.)	258/10.2

FEATURES

Platform	REV Gen5
Headlights	Premium high-performance LED
Skis	Pilot DS 3
Seating	Deep snow compact
Handlebar	Tapered with J-hooks/Grab handle
Riser block height (mm/in.)	165/6.5
Starter	SHOT
Reverse	RER™
Brake system	Brembo®
Heated throttle lever/grips	Standard
Gauge type	4.5 in. digital
Windshield	Optional
Runner (in.) – Carbide (in.)	3/8 square – 4
Bumpers (front/rear)	Std/Std

SUMMIT® ADRENALINE®

An excellent deep-snow machine for any rider.



SUMMIT ADRENALINE
154 850 E-TEC SHOWN

// WHAT'S NEW

- Rotax® 600R E-TEC® engine available

// PACKAGE HIGHLIGHTS

- Rotax 850 E-TEC engine
- REV® Gen5 platform
- tMotion™ X rear suspension
- LED headlights
- Narrower running boards and bodywork
- High quality KYB® shock package
- RAS™ 3 front suspension with lightweight ski spindle and revised ski stopper
- Deep snow running boards with large openings
- Glove box with 3.5 L of storage
- Low handlebar strap
- Pilot™ DS 3 skis
- Belt monitoring system

ROTAX ENGINE

	850 E-TEC	600R E-TEC
Engine details	Liquid-cooled, two-stroke, eRAVE™	Liquid-cooled, two-stroke, eRAVE
Cylinders – Displacement	2 – 849 cc	2 – 599.4 cc
Bore – Stroke (mm)	82 – 80.4	72.3 – 73
Carburation	E-TEC direct injection with additional booster injectors	E-TEC direct injection
Fuel type – Octane	Unleaded – 95	Unleaded – 95
Fuel tank (L/US gal)	36/9.5	36/9.5
Oil tank capacity (L/qt)	3.4/3.6	3.4/3.6

POWERTRAIN

Drive clutch	pDrive™ with clickers	pDrive™ with clickers
Driven clutch	QRS Vent Plus	QRS Vent
Drive sprocket pitch (mm/in.)	73/2.86 [146 in.] 89/3.5 [154 in.]	73/2.86 [146 in.] 89/3.5 [154 in.]

DRY WEIGHT

Dry weight (kg/lb)	203/447 [146 in.] 201/443 [154 in.]	196/432 [146 in.] 194/428 [154 in.]
--------------------	--	--

DIMENSIONS

Vehicle overall length (mm/in.)	3,208/122.4 [146 in.] 3,318/130.6 [154 in.]
Vehicle overall width (mm/in.)	1,073/42.2 (adjustable)
Vehicle overall height (mm/in.)	1,395/54.9
Ski stance (mm/in.)	930/36 (adjustable)
Available Tracks (in.) (Length x Width x Profile)	PowderMax II with FlexEdge: 146 x 16 x 2.5 PowderMax Light with FlexEdge: 154 x 16 x 2.5

COLOR

Catalyst Grey / Neo Yellow

SUSPENSION

Front suspension	RAS 3
Front shock	KYB 36
Front suspension travel (mm/in.)	215/8.5
Rear suspension	tMotion X
Center shock	KYB 36
Rear shock	KYB 36
Rear suspension travel (mm/in.)	258/10.2

FEATURES

Platform	REV Gen5
Headlights	High-performance LED
Skis	Pilot DS 3
Seating	Deep snow
Handlebar	Tapered with J-hooks/Grab handle
Riser block height (mm/in.)	165/6.5
Starter	Electric
Reverse	RER™
Brake system	Brembo®
Heated throttle lever/grips	Standard
Gauge type	4.5 in. digital
Windshield	Optional
Runner (in.) – Carbide (in.)	3/8 square – 4
Bumpers (front/rear)	Std/Std

SUMMIT® NEO®

A brand new sled with compact ergonomics that gives riders of any age a less intimidating experience with a full-size fun factor.



SUMMIT NEO SHOWN

// NEO+ PACKAGE

- Rotax® 600 EFI – 55 engine
- HPG¹ Front shocks
- 146 x 15 x 1.75 Hurricane¹ with FlexEdge™ track
- Low mountain strap
- Handguards



SUMMIT NEO+ SHOWN

// PACKAGE HIGHLIGHTS

- REV® Gen4 platform
- Compact ergonomics
- Rotax 600 EFI – 40 engine
- RAS™ 3 front suspension
- Neo rear suspension
- Motion control shocks
- 146 x 14 x 1.6 Cobra¹ with FlexEdge track
- Pilot™ DS 2 skis
- Electric start
- RER™ reverse
- pDrive™ clutch

ROTAX ENGINE	600 EFI – 55	600 EFI – 40
Engine details	Liquid-cooled, two-stroke	Liquid-cooled, two-stroke
Cylinders – Displacement	2 – 599.4 cc	2 – 599.4 cc
Bore – Stroke (mm)	72.3 – 73	72.3 – 73
Carburation	EFI	EFI
Fuel type – Octane	Unleaded – 95	Unleaded – 95
Fuel tank (L/US gal)	36/9.5	36/9.5
Oil tank capacity (L/qt)	3.4/3.6	3.4/3.6

POWERTRAIN		
Drive clutch	pDrive	pDrive
Driven clutch	QRS Lite	QRS Lite
Drive sprocket pitch (mm/in.)	73/2.86	73/2.86

DRY WEIGHT		
Dry weight (kg/lb)	195/429 (Neo+)	190/418 (Neo)

DIMENSIONS		
Vehicle overall length (mm/in.)	3,174/125	
Vehicle overall width (mm/in.)	1,024/40.3 (adjustable)	
Vehicle overall height (mm/in.)	1,095/43	
Ski stance (mm/in.)	864/34 (adjustable)	
Available Tracks (in.)	Cobra with FlexEdge (Neo):	
(Length x Width x Profile)	146 x 14 x 1.6	
	Hurricane with FlexEdge (Neo+):	
	146 x 15 x 1.75	

COLOR	
Neo Yellow / Catalyst Grey (Neo)	
Neo Yellow / Black (Neo+)	

SUSPENSION	
Front suspension	RAS 3
Front shock	Motion Control (Neo)/KYB 36 (Neo+)
Front suspension travel (mm/in.)	196/7.7
Rear suspension	Neo
Center shock	Torsion spring
Rear shock	Motion Control
Rear suspension travel (mm/in.)	220/8.7

FEATURES	
Platform	REV Gen4
Headlights	Halogen
Skis	Pilot DS 2
Seating	Deep snow compact
Handlebar	Narrow standard with J-hooks/Low grab handle (Neo +)
Riser block height (mm/in.)	120/4.7
Starter	Electric
Reverse	RER
Brake system	Brembo ¹
Heated throttle lever/grips	Standard
Gauge type	Compact digital display
Windshield	Optional
Runner (in.) – Carbide (in.)	3/8 square – Optional
Bumpers (front/rear)	Std/Std

FREERIDE™

Live large, live free
and go big.

// WHAT'S NEW

- Rotax® 850 E-TEC® Turbo R (now opt. on 146 track)
- tMotion™ XT rear suspension with rigid rear arm
- KYB® Pro 40 EA-3 front shocks with lightweight springs
- Pilot™ DS 4 skis
- 15 in. full-rod track
- 10.25 in. color touchscreen display with BRP Connect available
- Short riser block (120 mm/4.7 in.)
- More stable RAS 3 front suspension geometry

// PACKAGE HIGHLIGHTS

- REV® Gen5 platform
- Rotax 850 E-TEC or 850 E-TEC Turbo R engines available
- Premium LED headlights
- Short tunnel with lightweight snowflap
- E-TEC SHOT™ starter standard
- Full-length extruded profile running boards with large openings
- Sway bar quick-disconnect
- Low handlebar strap
- PowderMax® X-Light 3 in. with FlexEdge available
- Compact deep-snow seat
- Belt monitoring system
- Narrower running boards and bodywork
- Adjustable brake lever



**FREERIDE 154
850 E-TEC TURBO R SHOWN**

ROTAX ENGINE	850 E-TEC TURBO R	850 E-TEC
Engine details	Liquid-cooled, two-stroke, turbocharged, eRAVE™	Liquid-cooled, two-stroke, eRAVE
Cylinders – Displacement	2 – 849 cc	2 – 849 cc
Bore – Stroke (mm)	82 – 80.4	82 – 80.4
Carburation	E-TEC direct injection with additional booster injectors	E-TEC direct injection with additional booster injectors
Fuel type – Octane	Unleaded – 95	Unleaded – 95
Fuel tank (L/US gal)	36/9.5	36/9.5
Oil tank capacity (L/qt)	3.4/3.6	3.4/3.6

POWERTRAIN	850 E-TEC TURBO R	850 E-TEC
Drive clutch	pDrive™ with clickers	pDrive with clickers
Driven clutch	QRS Vent Plus	QRS Vent Plus
Drive sprocket pitch (mm/in.)	73/2.86 [146 x 2.5 in.] 89/3.5 [154 x 3.0]	73/2.86 [146 x 2.5 in.] 89/3.5 [154 x 3.0]

DRY WEIGHT	850 E-TEC TURBO R	850 E-TEC
Dry weight (kg/lb)	210/463 [146 in.] 208/459 [154 in.]	202/445 [146 in.] 200/440 [154 in.]

DIMENSIONS	850 E-TEC TURBO R	850 E-TEC
Vehicle overall length (mm/in.)	3,058/120.4 [146 in.] 3,188/125.5 [154 in.]	3,058/120.4 [146 in.] 3,188/125.5 [154 in.]
Vehicle overall width (mm/in.)	1,073/42.2 (adjustable)	1,073/42.2 (adjustable)
Vehicle overall height (mm/in.)	1,395/54.9	1,395/54.9
Ski stance (mm/in.)	930/36 (adjustable)	930/36 (adjustable)
Available Tracks (in.) (Length x Width x Profile)	PowderMax®: 146 x 15 x 2.5 PowderMax® X-Light: 154 X 15 X 3.0	PowderMax®: 146 x 15 x 2.5 PowderMax® X-Light: 154 X 15 X 3.0

COLOR	Neo Mint

SUSPENSION	850 E-TEC TURBO R	850 E-TEC
Front suspension	RAS 3	RAS 3
Front shock	KYB Pro 40 EA-3 w/ lightweight spring	KYB Pro 40 EA-3 w/ lightweight spring
Front suspension travel (mm/in.)	215/8.5	215/8.5
Rear suspension	tMotion X	tMotion X
Center shock	KYB Pro 40 EA-3 w/ lightweight spring	KYB Pro 40 EA-3 w/ lightweight spring
Rear shock	KYB Pro 40 EA-3	KYB Pro 40 EA-3
Rear suspension travel (mm/in.)	258/10.2	258/10.2

FEATURES	850 E-TEC TURBO R	850 E-TEC
Platform	REV Gen5	REV Gen5
Headlights	Premium high-performance LED	Premium high-performance LED
Skis	Pilot DS 4	Pilot DS 4
Seating	Deep Snow – Compact	Deep Snow – Compact
Handlebar	Tapered U-shaped aluminum with J-hooks/Low grab handle	Tapered U-shaped aluminum with J-hooks/Low grab handle
Riser block height (mm/in.)	120/4.7	120/4.7
Starter	850 E-TEC: SHOT (opt. Select models) 850 E-TEC Turbo R: SHOT	850 E-TEC: SHOT (opt. Select models) 850 E-TEC Turbo R: SHOT
Reverse	RER™	RER™
Brake system	Brembo® with adjustable lever	Brembo® with adjustable lever
Heated throttle lever/grips	Standard	Standard
Gauge type	4.5 in. digital	4.5 in. digital
	10.25 in. touchscreen (opt.)	10.25 in. touchscreen (opt.)
Windshield	Optional	Optional
Runner (In.) – Carbide (In.)	3/8 square – 4	3/8 square – 4
Bumpers (front/rear)	Std/Std	Std/Std

BACKCOUNTRY™ X-RS®

The most aggressive crossover vehicle with snocross attitude and go-anywhere capability.

// WHAT'S NEW

- REV® Gen5 platform
- cMotion™ X rear suspension with rail reinforcement
- 10.25 in. color touchscreen display with BRP Connect available
- LED Premium headlights
- Precision rack steering system
- Ice scratchers
- Adjustable brake lever
- Deep snow running boards with large openings

// PACKAGE HIGHLIGHTS

- Rotax® 850 E-TEC® engine
- High-performance KYB® Pro shock package
- RAS™ X front suspension
- Glove box with 4 L/1 gal of storage
- Backlit multifunction handlebar controls
- pDrive™ clutch with clickers
- Transparent handguards
- Open toe-hold



BACKCOUNTRY X-RS 154
850 E-TEC SHOWN



BACKCOUNTRY X-RS 146
850 E-TEC SHOWN

ROTAX ENGINE

	850 E-TEC
Engine details	Liquid-cooled, two-stroke, eRAVE™
Cylinders – Displacement	2 – 849 cc
Bore – Stroke (mm)	82 – 80.4
Carburation	E-TEC direct injection with additional booster injectors
Fuel type – Octane	Unleaded – 95
Fuel tank (L/US gal)	36/9.5
Oil tank capacity (L/qt)	3.4/3.6

POWERTRAIN

Drive clutch	pDrive with clickers
Driven clutch	QRS Vent Plus
Drive sprocket pitch (mm/in.)	73/2.86

DRY WEIGHT

Dry weight (kg/lb)	214/471 [146 in.] 220/484 [154 in.]
--------------------	--

DIMENSIONS

Vehicle overall length (mm/in.)	3,174/125 [146 in.] 3,284/129.3 [154 in.]
Vehicle overall width (mm/in.)	1,140 to 1,180/44.9 to 46.5
Vehicle overall height (mm/in.)	1,283/50.5
Ski stance (mm/in.)	1,000/39 (adjustable)
Available Tracks (in.)	PowderMax®:
(Length x Width x Profile)	146 x 16 x 2.0 154 x 16 x 2.5

COLOR

Neo Mint	
Black	

SUSPENSION

Front suspension	RAS X
Front shock	KYB Pro 36 EA-3
Front suspension travel (mm/in.)	220/8.7
Rear suspension	cMotion X
Center shock	KYB Pro 40 EA-3
Rear shock	KYB Pro 40 EA-3
Rear suspension travel (mm/in.)	258/10.2

FEATURES

Platform	REV® Gen5
Headlights	Premium high-performance LED
Skis	Pilot DS 2
Seating	Trail narrow
Handlebar	U-shaped aluminum with J-hooks/ Transparent handguards
Riser block height (mm/in.)	120/4.7
Starter	Electric
Reverse	RER™
Brake system	Brembo® with adjustable lever
Heated throttle lever/grips	Standard
Gauge type	7.2 in. digital
	10.25 in. touchscreen (opt.)
Windshield	Ultra-low
Runner (In.) – Carbide (In.)	7/16 round – 4
Bumpers (front/rear)	Std/Std

- Pilot™ DS 2 skis
- Adjustable ski stance
- Belt monitoring system

BACKCOUNTRY™ ADRENALINE®

Loaded with crossover-specific features for spending equal time riding on- or off-trail.



BACKCOUNTRY ADRENALINE
850 E-TEC SHOWN

// WHAT'S NEW

- REV® Gen5 platform
- cMotion™ X rear suspension
- Ice scratchers
- LED headlights

// PACKAGE HIGHLIGHTS

- Rotax® 600R E-TEC engine available
- High-quality KYB® shock package
- 4.5 in. digital display
- RAS™ X front suspension
- Electric starter
- Deep-snow running boards with large openings
- Glove box with 4 L/1 gal of storage
- Low windshield with deflectors
- PowderMax® 146 x 16 x 2.0 in. track
- pDrive™ clutch with clickers
- Transparent handguards
- Open toe-hold
- Pilot™ DS 2 skis
- Adjustable ski stance

ROTAX ENGINE

	600R E-TEC
Engine details	Liquid-cooled, two-stroke, eRAVE
Cylinders – Displacement	2 – 599.4 cc
Bore – Stroke (mm)	72.3 – 73
Carburation	E-TEC direct injection
Fuel type – Octane	Unleaded – 95
Fuel tank (L/US gal)	36/9.5
Oil tank capacity (L/qt)	3.4/3.6

POWERTRAIN

Drive clutch	pDrive with clickers
Driven clutch	QRS Vent
Drive sprocket pitch (mm/in.)	73/2.86

DRY WEIGHT

Dry weight (kg/lb)	210/463
--------------------	---------

DIMENSIONS

Vehicle overall length (mm/in.)	3,174/125
Vehicle overall width (mm/in.)	1,140 to 1,180/44.9 to 46.5
Vehicle overall height (mm/in.)	1,283/50.5
Ski stance (mm/in.)	1,000/39 (adjustable)
Available Tracks (in.)	PowderMax:
(Length x Width x Profile)	146 x 16 x 2.0

COLOR

Black 

SUSPENSION

Front suspension	RAS X
Front shock	KYB 36
Front suspension travel (mm/in.)	220/8.7
Rear suspension	cMotion X
Center shock	KYB 36
Rear shock	KYB 36
Rear suspension travel (mm/in.)	258/10.2

FEATURES

Platform	REV® Gen5
Headlights	High-performance LED
Skis	Pilot DS 2
Seating	Trail narrow
Handlebar	U-shaped aluminum with J-hooks/ Transparent handguards
Riser block height (mm/in.)	120/4.7
Starter	Electric
Reverse	RER™
Brake system	Brembo®
Heated throttle lever/grips	Standard
Gauge type	4.5 in. digital
Windshield	Low
Runner (In.) – Carbide (In.)	3/8 square – 4
Bumpers (front/rear)	Std/Std

BACKCOUNTRY™ SPORT

For the value-oriented 50-50 rider wanting an advanced platform and modern engine technology.



**BACKCOUNTRY SPORT
600 EFI SHOWN**

// PACKAGE HIGHLIGHTS

- Rotax® 600 EFI engine
- 4.5 in. digital display
- RAS™ X front suspension
- cMotion™ rear suspension
- Electric starter
- Deep snow running boards with large openings
- Glove box with 4 L/1 gal of storage
- Low windshield
- pDrive™ clutch
- Brembo® brake
- Standard with two sets of LinQ® attachment points
- Pilot™ DS 2 skis
- Adjustable ski stance

ROTAX ENGINE

	600 EFI
Engine details	Liquid-cooled, two-stroke
Cylinders – Displacement	2 – 599.4 cc
Bore – Stroke (mm)	72.3 – 73
Carburation	EFI
Fuel type – Octane	Unleaded – 95
Fuel tank (L/US gal)	36/9.5
Oil tank capacity (L/qt)	3.4/3.6

POWERTRAIN

Drive clutch	pDrive
Driven clutch	QRS
Drive sprocket pitch (mm/in.)	73/2.86


DRY WEIGHT

Dry weight (kg/lb)	203/448
--------------------	---------

DIMENSIONS

Vehicle overall length (mm/in.)	3,174/125
Vehicle overall width (mm/in.)	1,140 to 1,180/44.9 to 46.5
Vehicle overall height (mm/in.)	1,283/50.5
Ski stance (mm/in.)	1,000/39 (adjustable)
Available Tracks (in.)	PowderMax®:
(Length x Width x Profile)	146 x 16 x 2.0

COLOR

Black / Neo Yellow 

SUSPENSION

Front suspension	RAS X
Front shock	Motion Control
Front suspension travel (mm/in.)	220/8.7
Rear suspension	cMotion
Center shock	Motion Control
Rear shock	KYB 36
Rear suspension travel (mm/in.)	239/9.4

FEATURES

Platform	REV® Gen4
Headlights	Halogen
Skis	Pilot DS 2
Seating	Trail narrow compact
Handlebar	U-shaped aluminum with J-hooks
Riser block height (mm/in.)	120/4.7
Starter	Electric
Reverse	RER™
Brake system	Brembo
Heated throttle lever/grips	Standard
Gauge type	4.5 in. digital display
Windshield	Low
Runner (In.) – Carbide (In.)	3/8 square – 4
Bumpers (front/rear)	Std/Std

RENEGADE® X-RS®

A hard-charging, high-performance machine with the most advanced features and technology.

// WHAT'S NEW

- REV® Gen5 platform
- 10.25 in. color touchscreen display with BRP Connect available
- 4-piston brake with adjustable lever
- Premium LED headlights
- Low windshield with air deflectors

// PACKAGE HIGHLIGHTS

- High-performance KYB® Pro shock package
- Launch mode (with 10.25 in. touchscreen only)
- Electric starter
- Smart-Shox™ semi-active suspension available
- RAS™ X front suspension
- rMotion™ X rear suspension
- RS running boards
- pDrive™ clutch
- Rack steering system
- Forward adjustable riser
- Transparent handguards
- Open toe-hold
- Backlit multifunction handlebar controls



RENEGADE X-RS
900 ACE TURBO R SHOWN

ROTAX ENGINE

900 ACE TURBO R

Engine details	Liquid-cooled, four-stroke D.O.H.C., dry sump, turbocharged
Cylinders – Displacement	3 – 899 cc
Bore – Stroke (mm)	73 – 69.7
Carburation	EFI
Fuel type – Octane	Unleaded – 95
Fuel tank (L/US gal)	36/9.5
Oil tank capacity (L/qt)	3.3/3.5

POWERTRAIN

Drive clutch	pDrive
Driven clutch	QRS Vent
Drive sprocket pitch (mm/in.)	73/2.86

DRY WEIGHT

Dry weight (kg/lb)	243/535
--------------------	---------

DIMENSIONS

Vehicle overall length (mm/in.)	3,038/119.6
Vehicle overall width (mm/in.)	1,211/47.8 (adjustable)
Vehicle overall height (mm/in.)	1,267/49.9
Ski stance (mm/in.)	1,090/43 (adjustable)
Available Tracks (in.)	Ice Ripper® XT:
(Length x Width x Profile)	137 x 15 x 1.5

COLOR

Hyper Silver 

Black 

SUSPENSION

Front suspension	RAS X
Front shock	KYB® Pro 36 EA-3 KYB Pro Smart-Shox opt.
Front suspension travel (mm/in.)	243/9.6
Rear suspension	rMotion X
Center shock	KYB Pro 40 EA-3
Rear shock	KYB Pro 40 EA-3 KYB Pro Smart-Shox opt.
Rear suspension travel (mm/in.)	292/11.5

FEATURES

Platform	REV Gen5
Headlights	Premium high-performance LED
Skis	Pilot X
Seating	Trail wide
Handlebar	U-shaped aluminum with J-hooks/ Transparent handguards
Riser block height (mm/in.)	Adjustable 120/4.7
Starter	Electric
Reverse	Electro-mechanical
Brake system	Brembo® 4-Piston with adjustable lever
Heated throttle lever/grips	Standard
Gauge type	7.2 in. digital 10.25 in. touchscreen (opt.)
Windshield	Low
Runner (In.) – Carbide (In.)	1/2 round – 4
Bumpers (front/rear)	Std/Std

RENEGADE® ADRENALINE®

For the experienced rough trail rider who wants a longer track to bridge bumps or occasionally tackle fresh snow.



// WHAT'S NEW

- REV® Gen5 platform
- Medium windshield with air deflectors
- LED headlights

RENEGADE® ADRENALINE
900 ACE SHOWN

// PACKAGE HIGHLIGHTS

- High-quality KYB® shock package
- pDrive™ clutch
- 4.5 in. digital display
- rMotion™ X rear suspension
- Electric starter
- Glove box with 4 L/1 gal of storage
- Pilot™ X skis

ROTAX ENGINE

Engine details

900 ACE

Liquid-cooled,
four-stroke D.O.H.C.,
dry sump

Cylinders – Displacement	3 – 899 cc
Bore – Stroke (mm)	73 – 69.7
Carburation	EFI
Fuel type – Octane	Unleaded – 95
Fuel tank (L/US gal)	36/9.5
Oil tank capacity (L/qt)	3.3/3.5

POWERTRAIN

Drive clutch	pDrive
Driven clutch	QRS
Drive sprocket pitch (mm/in.)	73/2.86

DRY WEIGHT

Dry weight (kg/lb)	225/497
--------------------	---------

DIMENSIONS

Vehicle overall length (mm/in.)	3,038/119.6
Vehicle overall width (mm/in.)	1,211/47.8 (adjustable)
Vehicle overall height (mm/in.)	1,267/49.9
Ski stance (mm/in.)	1,090/43 (adjustable)
Available Tracks (in.)	Cobra:
(Length x Width x Profile)	137 x 15 x 1.6

COLOR

Black 

SUSPENSION

Front suspension	RAS™ X
Front shock	KYB® 36
Front suspension travel (mm/in.)	235/9.3
Rear suspension	rMotion X
Center shock	KYB 36
Rear shock	KYB 36
Rear suspension travel (mm/in.)	292/11.5

FEATURES

Platform	REV Gen5
Headlights	High-performance LED
Skis	Pilot X
Seating	Trail wide
Handlebar	U-shaped aluminum with J-hooks
Riser block height (mm/in.)	120/4.7
Starter	Electric
Reverse	Mechanical
Brake system	Brembo®
Heated throttle lever/grips	Standard
Gauge type	4.5 in. digital
Windshield	Medium
Runner (in.) – Carbide (in.)	3/8 square – 4
Bumpers (front/rear)	Std/Std

RENEGADE[®] SPORT

Value-oriented with exceptional handling, bump capability and light off-trail riding.



RENEGADE SPORT
600 ACE SHOWN

// WHAT'S NEW

- 1.25 in. RipSaw[®] track

// PACKAGE HIGHLIGHTS

- KYB[®] 36 rear shock
- 4.5 in. digital display
- RAS[™] X front suspension
- SC[®]-5M rear suspension
- Standard electric start
- Glove box with 4 L/1 gal of storage
- Low windshield (14 in.)
- D.E.S.S.[™] key (600 ACE)
- Brembo[®] brake
- Ergo-step side panels
- U-shaped aluminum handlebar with integrated J-hooks
- Pilot[™] 5.7 skis

ROTAX ENGINE

600 ACE

Engine details	Liquid-cooled, four-stroke D.O.H.C., dry sump
Cylinders – Displacement	2 – 600 cc
Bore – Stroke (mm)	73 – 69.7
Carburation	EFI
Fuel type – Octane	Unleaded – 95
Fuel tank (L/US gal)	36/9.5
Oil tank capacity (L/qt)	2.1/2.2

POWERTRAIN

Drive clutch	eDrive 2
Driven clutch	QRS
Drive sprocket pitch (mm/in.)	73/2.86


DRY WEIGHT

Dry weight (kg/lb)	213/469
--------------------	---------

DIMENSIONS

Vehicle overall length (mm/in.)	3,038/119.6
Vehicle overall width (mm/in.)	1,217/47.9
Vehicle overall height (mm/in.)	1,267/49.9
Ski stance (mm/in.)	1,090/43 (adjustable)
Available Tracks (in.)	RipSaw:
(Length x Width x Profile)	137 x 15 x 1.25

COLOR

Black / Neo Yellow 

SUSPENSION

Front suspension	RAS X
Front shock	Motion Control
Front suspension travel (mm/in.)	235/9.3
Rear suspension	SC-5M
Center shock	Motion Control
Rear shock	KYB 36
Rear suspension travel (mm/in.)	245/9.6

FEATURES

Platform	REV [®] Gen4
Headlights	Halogen
Skis	Pilot 5.7
Seating	Trail narrow
Handlebar	U-shaped aluminum with J-hooks
Riser block height (mm/in.)	120/4.7
Starter	Electric
Reverse	Mechanical
Brake system	Brembo
Heated throttle lever/grips	Standard
Gauge type	4.5 in. digital
Windshield	Low
Runner (In.) – Carbide (In.)	3/8 square – 4
Bumpers (front/rear)	Std/Std

MXZ® X-RS® WITH COMPETITION PACKAGE

Powerful, lightweight and highly capable race-ready features.

// WHAT'S NEW

- Rotax® 850 E-TEC® Turbo R engine with Water Injection System available
- Launch Mode (850 E-TEC Turbo R only)
- REV® Gen5 platform
- High-Performance 4-piston brake caliper with adjustable brake lever
- KYB® Pro 40 EA R Kashima coated front shocks
- 10.25 in. color touchscreen display with BRP Connect standard (850 E-TEC Turbo R only)
- E-TEC SHOT™ starter standard (850 E-TEC Turbo R only)

// PACKAGE HIGHLIGHTS

- Rotax® 600R E-TEC® engine available
- 7.2 in. digital display (600R E-TEC only)
- RAS™ X front suspension
- rMotion™ X Competition rear suspension
- RS running boards
- 2-ply Ripsaw II track (850 E-TEC Turbo R only)

- Forward steering post position
- Lower 90 mm riser



MXZ X-RS 850 E-TEC TURBO R
WITH COMPETITION PACKAGE SHOWN

ROTAX ENGINE

	850 E-TEC TURBO R	600R E-TEC
Engine details	Liquid-cooled, two-stroke, turbocharged, Water Injection System, eRAVE™	Liquid-cooled, two-stroke, eRAVE
Cylinders – Displacement	2 – 849 cc	2 – 599.4 cc
Bore – Stroke (mm)	82 – 80.4	72.3 – 73
Carburation	E-TEC direct injection with additional booster injectors	E-TEC direct injection
Fuel type – Octane	Unleaded – 95	Unleaded – 95
Fuel tank (L/US gal)	36/9.5	36/9.5
Oil tank capacity (L/qt)	3.4/3.6	3.4/3.6

POWERTRAIN

Drive clutch	pDrive with clickers	pDrive with clickers
Driven clutch	QRS Vent Plus	QRS
Drive sprocket pitch (mm/in.)	73/2.86	73/2.86

DRY WEIGHT

Dry weight (kg/lb)	229/505	213/470
--------------------	---------	---------

DIMENSIONS

Vehicle overall length (mm/in.)	3,038/119.6
Vehicle overall width (mm/in.)	1,211/47.8 (adjustable)
Vehicle overall height (mm/in.)	1,267/49.9
Ski stance (mm/in.)	1,090/43 (adjustable)
Available Tracks (in.) (Length x Width x Profile)	Cobra 137 x 15 x 1.6

COLOR

Neo Yellow 

SUSPENSION

Front suspension	RAS X
Front shock	KYB Pro 40 EA-22 R Kashima (600R E-TEC) KYB Pro 40 EA-3 R Kashima (850 E-TEC Turbo R)
Front suspension travel (mm/in.)	265/10.4
Rear suspension	rMotion X Competition
Center shock	KYB Pro 40 EA-22 R Kashima (600R E-TEC) KYB Pro 40 EA-3 R Kashima (850 E-TEC Turbo R)
Rear shock	KYB Pro 40 EA-22 R Kashima (600R E-TEC) KYB Pro 40 EA-3 R Kashima (850 E-TEC Turbo R)
Rear suspension travel (mm/in.)	292/11.5

FEATURES

Platform	REV® Gen5
Headlights	Premium high-performance LED
Skis	Pilot™ X
Seating	Trail narrow
Handlebar	U-shaped aluminum with J-hooks/ Transparent handguards
Riser block height (mm/in.)	90/3.5
Starter	850 E-TEC Turbo R: SHOT 600R E-TEC: Manual
Reverse	RER™
Brake system	Brembo® 4-Piston with adjustable lever
Heated throttle lever/ grips	Standard
Gauge type	10.25 in. touchscreen (850 E-TEC Turbo R) 7.2 in. digital (600R E-TEC)
Windshield	Ultra-low
Runner (In.) – Carbide (In.)	1/2 round – 4
Bumpers (front/rear)	Std/Std

MXZ® X-RS®

A non-compromising race-inspired sled capable of taking on the roughest trails with ease.



**MXZ X-RS
850 E-TEC SHOWN**

// WHAT'S NEW

- Rotax® 600R E-TEC® on REV Gen5 platform
- High-Performance 4-piston brake caliper with adjustable brake lever
- 137 in. track length available

// PACKAGE HIGHLIGHTS

- Rotax® 850 E-TEC and 600R E-TEC engines
- 10.25 in. color touchscreen display with BRP Connect available (850 E-TEC only)
- High-performance KYB® Pro shock package
- Smart-Shox™ semi-active suspension available (850 E-TEC only)
- KYB® Pro 40R front shocks
- RAS™ X front suspension
- rMotion™ X rear suspension with rail reinforcements
- Electric starter
- RS running boards
- pDrive™ clutch
- Backlit multifunction handlebar controls
- Forward steering post position
- Rack steering system
- Lower 90 mm riser
- Transparent handguards
- Open toe-hold
- Pilot™ X skis
- Premium LED headlights

ROTAX ENGINE

	850 E-TEC	600R E-TEC
Engine details	Liquid-cooled, two-stroke, eRAVE™	Liquid-cooled, two-stroke, eRAVE
Cylinders – Displacement	2 – 849 cc	2 – 599.4 cc
Bore – Stroke (mm)	82 – 80.4	72.3 – 73
Carburation	E-TEC direct injection with additional booster injectors	E-TEC direct injection
Fuel type – Octane	Unleaded – 95	Unleaded – 95
Fuel tank (L/US gal)	36/9.5	36/9.5
Oil tank capacity (L/qt)	3.4/3.6	3.4/3.6

POWERTRAIN

Drive clutch	pDrive with clickers	pDrive with clickers
Driven clutch	QRS Vent	QRS
Drive sprocket pitch (mm/in.)	73/2.86	73/2.86

DRY WEIGHT

Dry weight (kg/lb)	224/494 [129 in.] 226/498 [137 in.]	218/480 [129 in.]
--------------------	--	-------------------

DIMENSIONS

Vehicle overall length (mm/in.)	2,925/115.2 [129 in.] 3,038/119.6 [137 in.]
Vehicle overall width (mm/in.)	1,211/47.8 [adjustable]
Vehicle overall height (mm/in.)	1,267/49.9
Ski stance (mm/in.)	1,090/43 [adjustable]
Available Tracks (in.)	Ice Ripper® XT: 129 x 15 x 1.5 137 x 15 x 1.5

COLOR

Hyper Silver 

SUSPENSION

Front suspension	RAS X
Front shock	KYB Pro 40 EA-3 R KYB Pro Smart-Shox opt. (850 E-TEC only)
Front suspension travel (mm/in.)	265/10.4
Rear suspension	rMotion X
Center shock	KYB Pro 40 EA-3 R
Rear shock	KYB Pro 40 EA-3 R KYB Pro Smart-Shox opt. (850 E-TEC only)
Rear suspension travel (mm/in.)	292/11.5

FEATURES

Platform	REV Gen5
Headlights	Premium high-performance LED
Skis	Pilot X
Seating	Trail narrow
Handlebar	U-shaped aluminum with J-hooks/ Transparent handguards
Riser block height (mm/in.)	90/3.5
Starter	Electric
Reverse	RER™
Brake system	Brembo® 4-Piston with adjustable lever
Heated throttle lever/grips	Standard
Gauge type	7.2 in. digital
Windshield	Ultra-low
Runner (in.) – Carbide (in.)	1/2 round – 4
Bumpers (front/rear)	Std/Std

MXZ[®] SPORT

Dynamic trail performance and value-oriented features.



**MXZ SPORT
600 EFI SHOWN**

// WHAT'S NEW

- Forward steering post position
- Lower 90 mm riser

// PACKAGE HIGHLIGHTS

- Rotax[®] 600 EFI engine
- 4.5 in. digital display
- RAS[™] X front suspension
- SC[™]-5M rear suspension
- Electric starter standard
- Low windshield [14 in.]
- U-shaped aluminum handlebar with integrated J-hooks
- Ergo-Step side panels
- U-shaped aluminum handlebar with integrated J-hooks

ROTAX ENGINE

	600 EFI
Engine details	Liquid-cooled, two-stroke
Cylinders – Displacement	2 – 599.4 cc
Bore – Stroke (mm)	72.3 – 73
Carburation	EFI
Fuel type – Octane	Unleaded – 95
Fuel tank (L/US gal)	36/9.5
Oil tank capacity (L/qt)	3.4/3.6

POWERTRAIN

Drive clutch	pDrive [™]
Driven clutch	QRS
Drive sprocket pitch (mm/in.)	73/2.86


DRY WEIGHT

Dry weight (kg/lb)	197/435
--------------------	---------

DIMENSIONS

Vehicle overall length (mm/in.)	2,925/115.2 (129 in.)
Vehicle overall width (mm/in.)	1,211 / 47.8 (adjustable)
Vehicle overall height (mm/in.)	1,267/49.9
Ski stance (mm/in.)	1,090/43 (adjustable)
Available Tracks (in.)	RipSaw [®] :
(Length x Width x Profile)	129 x 15 x 1.25

COLOR

Neo Yellow 

SUSPENSION

Front suspension	RAS X
Front shock	Motion Control
Front suspension travel (mm/in.)	235/9.3
Rear suspension	SC-5M
Center shock	Motion Control
Rear shock	KYB 36
Rear suspension travel (mm/in.)	245/9.6

FEATURES

Platform	REV [®] Gen4
Headlights	Halogen
Skis	Pilot [™] 5.7
Seating	Trail narrow compact
Handlebar	U-shaped aluminum with J-hooks
Riser block height (mm/in.)	90/3.5
Starter	Electric
Reverse	RER [™]
Brake system	Brembo [®]
Heated throttle lever/grips	Standard
Gauge type	Compact digital display
Windshield	Low
Runner (In.) – Carbide (In.)	3/8 square – 4
Bumpers (front/rear)	Std/Std

MXZ® NEO®

A trail sled with compact ergonomics that gives riders of any age a less intimidating experience with a full-size fun factor.



MXZ NEO
SHOWN

// NEO+ PACKAGE

- Rotax® 600 EFI – 55 engine
- KYB® front shocks
- 120 x 15 x 1.25 RipSaw® track
- Handguards
- Steering cover
- Premium look



MXZ NEO+
SHOWN

// PACKAGE HIGHLIGHTS

- REV® Gen4 platform
- Compact ergonomics
- Rotax 600 EFI – 40 engine
- RAS™ X front suspension
- Neo rear suspension
- Motion control shocks
- 120 x 14 x 1.0 Cobra track
- pDrive™ clutch
- Pilot™ 5.7 skis
- RER™ electronic reverse

ROTAX ENGINE	600 EFI – 55	600 EFI – 40
Engine details	Liquid-cooled, two-stroke	Liquid-cooled, two-stroke
Cylinders – Displacement	2 – 599.4 cc	2 – 599.4 cc
Bore – Stroke (mm)	72.3 – 73	72.3 – 73
Carburation	EFI	EFI
Fuel type – Octane	Unleaded – 95	Unleaded – 95
Fuel tank (L/US gal)	36/9.5	36/9.5
Oil tank capacity (L/qt)	3.4/3.6	3.4/3.6

POWERTRAIN		
Drive clutch	pDrive	pDrive
Driven clutch	QRS Lite	QRS Lite
Drive sprocket pitch (mm/in.)	73/2.86	73/2.86

DRY WEIGHT		
Dry weight (kg/lb)	193/425 (Neo+)	183/403 (Neo)

DIMENSIONS		
Vehicle overall length (mm/in.)	2,880/113.4	
Vehicle overall width (mm/in.)	1,157 to 1,202/45.6 to 47.3	
Vehicle overall height (mm/in.)	1,060/41.7	
Ski stance (mm/in.)	1,000/39 (adjustable)	
Available Tracks (in.)	Cobra (Neo): 120 x 14 x 1.0	
(Length x Width x Profile)	RipSaw (Neo+): 120 x 15 x 1.25	

COLOR	
Neo Yellow / Catalyst Grey (Neo)	
Neo Yellow / Black (Neo+)	

SUSPENSION	
Front suspension	RAS X
Front shock	Motion Control (Neo)/KYB 36 (Neo+)
Front suspension travel (mm/in.)	175/6.9
Rear suspension	Neo
Center shock	Torsion spring
Rear shock	Motion Control
Rear suspension travel (mm/in.)	212/8.3

FEATURES	
Platform	REV Gen4
Headlights	Halogen
Skis	Pilot 5.7
Seating	Trail narrow ultra-compact
Handlebar	Narrow standard with J-hooks
Riser block height (mm/in.)	120/4.7
Starter	Electric
Reverse	RER
Brake system	Brembo®
Heated throttle lever/grips	Standard
Gauge type	Compact digital display
Windshield	Optional
Runner (In.) – Carbide (In.)	3/8 square – 4
Bumpers (front/rear)	Std/Std

MXZ[®] 120/200

Youth sled for those who's
Ski-Doo life is just beginning!
Youth snowmobile for the future
pros out there!



MXZ 120
SHOWN



MXZ 200
SHOWN

// PACKAGE HIGHLIGHTS

- 120cc or 200cc 4-stroke engine
- A-arm front suspension with hydraulic twin tube shocks
- Sliderail rear suspension
- Tether switch
- Handlebar grips with handwarmers

ENGINE	200	120
Engine details	Air cooled, four-stroke	Air cooled, four-stroke
Cylinders – Displacement	1 – 192 cc	1 – 123 cc
Bore – Stroke (mm)	70 – 50	56 – 50
Carburation	Carburetor	Carburetor
Fuel type – Octane	Unleaded – 95	Unleaded – 95
Fuel tank (L/US gal)	8.3/2.2	1.9/0.5
Oil tank capacity (L/qt)	0.55/0.15	0.55/0.15

POWERTRAIN	200	120
Drive clutch	CVT System	Centrifugal
Driven clutch		
Drive sprocket pitch (mm/in.)	66/2.59	66/2.59

DRY WEIGHT	200	120
Dry weight (kg/lb)	98/217	77/170

DIMENSIONS	200	120
Vehicle overall length (mm/in.)	1,854/73	2,134/84
Vehicle overall width (mm/in.)	914/36	
Vehicle overall height (mm/in.)	864/34	
Ski stance (mm/in.)	775/30.5 (adjustable)	
Available Tracks (in.)	Cobra:	Cobra:
(Length x Width x Profile)	93 x 10 x 1.0	67 x 10 x 0.75

COLOR	
Neo Yellow	

SUSPENSION	
Front suspension	A-arms
Front shock	Hydraulic twin-tube
Front suspension travel (mm/in.)	102/4.5
Rear suspension	Slide rail, adjustable torsion spring
Rear shock	Hydraulic twin-tube
Rear suspension travel (mm/in.)	203/8.5 [200] 102/4.5 [120]

FEATURES	
Platform	Youth
Headlights	Halogen
Starter	Electric [200] Manual [120]
Brake system	Hydraulic [200] Adjustable band [120]
Heated throttle lever/grips	Standard
Windshield	Low
Bumpers (front/rear)	Youth/Youth

GRAND TOURING SPORT

Trail comfort and 2-up features with precision handling and savvy style.



GRAND TOURING SPORT
600 ACE SHOWN

// PACKAGE HIGHLIGHTS

- Rotax® 600 ACE engine with 520W magneto
- Ultra-high windshield with side deflectors
- 2-up seat with heated passenger handholds and air deflectors
- 4.5 in. digital display
- RAS™ X front suspension
- SC¹-5M rear suspension
- Heated driver's visor power outlet
- Pivoting mirrors
- Reversible throttle lever (thumb or finger activated)
- Brembo¹ brake
- iTC™ Engine mapping modes (Standard, Sport or ECO™)
- Pilot™ 5.7 SL skis
- Mechanical reverse
- SilentDrive™ system

ROTAX ENGINE

600 ACE

Engine details	Liquid-cooled, four-stroke D.O.H.C., dry sump
Cylinders – Displacement	2 – 600 cc
Bore – Stroke (mm)	73 – 69.7
Carburation	EFI
Fuel type – Octane	Unleaded – 95
Fuel tank (L/US gal)	36/9.5
Oil tank capacity (L/qt)	2.1/2.2

POWERTRAIN

Drive clutch	eDrive™ 2
Driven clutch	QRS
Drive sprocket pitch (mm/in.)	36/1.43


DRY WEIGHT

Dry weight (kg/lb)	231/509
--------------------	---------

DIMENSIONS

Vehicle overall length (mm/in.)	3,127/123.1
Vehicle overall width (mm/in.)	1,217/47.9
Vehicle overall height (mm/in.)	1,513/59.6
Ski stance (mm/in.)	1,090/43 (adjustable)
Available Tracks (in.)	Silent Track II:
(Length x Width x Profile)	137 x 15 x 1.25

COLOR

Black / Neo Yellow 

SUSPENSION

Front suspension	RAS™ X
Front shock	Motion Control
Front suspension travel (mm/in.)	225/8.9
Rear suspension	SC-5M
Center shock	Motion Control
Rear shock	KYB ¹ 36
Rear suspension travel (mm/in.)	245/9.6

FEATURES

Platform	REV® Gen4
Headlights	Halogen
Skis	Pilot 5.7 SL
Seating	Trail wide 2-up
Handlebar	Standard
Riser block height (mm/in.)	120/4.7
Starter	Electric
Reverse	Mechanical
Brake system	Brembo
Heated throttle lever/grips	Standard (driver and passenger)
Gauge type	4.5 in. digital
Windshield	High with mirrors
Runner (In.) – Carbide (In.)	1/2 round – 4
Bumpers (front/rear)	Std/Std

EXPEDITION® XTREME™

The high-performance sport-utility sled with capability to go just about anywhere.



EXPEDITION XTREME
850 E-TEC SHOWN

EXPEDITION XTREME
900 ACE TURBO R SHOWN

// PACKAGE HIGHLIGHTS

- Two Rotax® engines available: 850 E-TEC® and 900 ACE™ Turbo R
- KYB® Pro 36 rear shock
- KYB 36 Plus front shocks
- RAS™ X crossover front suspension
- SC¹-5U articulating rear suspension with locking mechanism (no tool required)
- 20 in. wide Multi-LinQ® plate with 125 lb/56.7 kg cargo capacity
- Air radiator with fan
- Deep-snow running boards with large openings
- pDrive™ clutch with clickers
- Low handlebar strap
- Flexible handguards
- Electric start
- Pilot™ DS 3 skis
- Adjustable ski stance

ROTAX ENGINE

	850 E-TEC	900 ACE TURBO R
Engine details	Liquid-cooled, two-stroke, eRAVE™	Liquid-cooled, four-stroke D.O.H.C., dry sump, turbocharged
Cylinders – Displacement	2 – 849 cc	3 – 899 cc
Bore – Stroke (mm)	82 – 80.4	73 – 69.7
Carburation	E-TEC direct injection with additional booster injectors	EFI
Fuel type – Octane	Unleaded – 95	Unleaded – 95
Fuel tank (L/US gal)	42/11.1	42/11.1
Oil tank capacity (L/qt)	3.4/3.6	3.3/3.5

POWERTRAIN

Drive clutch	pDrive with clickers	pDrive
Driven clutch	QRS Vent Plus	QRS Vent
Drive sprocket pitch (mm/in.)	73/2.86	73/2.86


DRY WEIGHT

Dry weight (kg/lb)	270/596	288/634
--------------------	---------	---------

DIMENSIONS

Vehicle overall length (mm/in.)	3,293/129.6
Vehicle overall width (mm/in.)	1,140 to 1,180/44.9 to 46.5
Vehicle overall height (mm/in.)	1,280/50.4
Ski stance (mm/in.)	1,000/39 (adjustable)
Available Tracks (in.)	Cobra WT:
[Length x Width x Profile]	154 x 20 x 1.8

COLOR

Neo Mint 

SUSPENSION

Front suspension	RAS X
Front shock	KYB 36 Plus
Front suspension travel (mm/in.)	220/8.7
Rear suspension	SC-5U
Center shock	KYB 36 Plus
Rear shock	KYB Pro 36
Rear suspension travel (mm/in.)	239/9.4

FEATURES

Platform	REV® Gen4
Headlights	Halogen
Skis	Pilot DS 3
Seating	WideTrack 1-up
Handlebar	Standard with J-hooks/Grab handle
Riser block height (mm/in.)	145/5.7
Starter	Electric
Reverse	RER™ (850 E-TEC) Electro-mechanic (Turbo R)
Air radiator	High-efficiency w/ fan (4-stroke) Fan (2-stroke)
Brake system	Brembo¹
Heated throttle lever/grips	Standard
Gauge type	4.5 in. digital
Windshield	Low
Runner (In.) – Carbide (In.)	3/8 square – 4
Bumpers (front/rear)	Heavy-duty/Std

EXPEDITION® SE

The utmost crossover-utility vehicle with an incredible list of work and luxury features.



EXPEDITION SE
900 ACE TURBO R SHOWN

// PACKAGE HIGHLIGHTS

- Rotax® 900 ACE™ Turbo R engine
- Air Control Suspension (ACS) rear shock
- RAS™ X crossover front suspension
- 7.8 in. wide LCD display with BRP Connect available
- SC¹-SU articulating rear suspension with locking mechanism (no tool required)
- 20 in. wide Multi-LinQ® plate with 125 lb/56.7 kg cargo capacity
- Air radiator with fan
- Deep-snow running boards with large openings
- Removable passenger seat with heated grips
- Ultra-large LinQ utility cargo box with 135 L/35.7 US gal of storage
- Hitch
- High-capacity battery
- Forward adjustable riser
- Electro-mechanical reverse
- Ultra-high windshield with side deflectors
- Pivoting mirrors
- Pilot™ 7.4 skis
- Heated driver's visor power outlet
- pDrive™ clutch
- Backlit multifunction handlebar controls

ROTAX ENGINE

Engine details

900 ACE TURBO R

Liquid-cooled,
four-stroke D.O.H.C.,
dry sump, turbocharged

Cylinders – Displacement	3 – 899 cc
Bore – Stroke (mm)	73 – 69.7
Carburation	EFI
Fuel type – Octane	Unleaded – 95
Fuel tank (L/US gal)	42/11.1
Oil tank capacity (L/qt)	3.3/3.5

POWERTRAIN

Drive clutch	pDrive
Driven clutch	QRS Vent
Drive sprocket pitch (mm/in.)	73/2.86

DRY WEIGHT

Dry weight (kg/lb)	315/694
--------------------	---------

DIMENSIONS

Vehicle overall length (mm/in.)	3,256/128.2
Vehicle overall width (mm/in.)	1,200 to 1,240/47.7 to 48.8
Vehicle overall height (mm/in.)	1,513/59.6
Ski stance (mm/in.)	1,000/39 [adjustable]
Available Tracks (in.)	Silent Cobra WT: 154 x 20 x 1.5
(Length x Width x Profile)	Silent Ice Cobra WT: 154 x 20 x 1.5 opt.

SUSPENSION

Front suspension	RAS X
Front shock	KYB 36
Front suspension travel (mm/in.)	220/8.7
Rear suspension	SC-SU
Center shock	KYB 36
Rear shock	ACS (Air Control Suspension)
Rear suspension travel (mm/in.)	239/9.4

COLOR

Terra Green

Black

FEATURES

Platform	REV® Gen4
Headlights	Halogen
Skis	Pilot 7.4
Seating	WideTrack 2-up
Handlebar	Standard with J-hooks/Grab handle
Riser block height (mm/in.)	Adjustable-120/4.7
Starter	Electric
Reverse	Electro-mechanic
Air radiator	High-efficiency w/ fan
Brake system	Brembo¹
Heated throttle lever/grips	Standard [driver and passenger]
Gauge type	7.2 in. digital 7.8 in. LCD color
Windshield	Ultra-high with mirrors
Runner (In.) – Carbide (In.)	3/8 square – 4
Bumpers (front/rear)	Heavy-duty/Hitch

EXPEDITION® LE

A hybrid crossover-utility vehicle with premium features for off-trail exploration and on-trail cruises.



EXPEDITION LE
900 ACE SHOWN

EXPEDITION LE
900 ACE TURBO SHOWN

// PACKAGE HIGHLIGHTS

- Two Rotax® engines available: 900 ACE Turbo and 900 ACE engines
- Available with 20 in. or 24 in. track options
- 20 in. wide Multi-LinQ® plate with 125 lb/56.7 kg cargo capacity
- RAS™ X crossover front suspension
- SC¹-5U articulating rear suspension with locking mechanism (no tool required)
- Air radiator with fan
- Deep-snow running boards with large openings
- Removable passenger seat with heated grips
- Hitch
- High-capacity battery
- Electro-mechanical reverse
- Ultra high windshield with side deflectors
- Pivoting mirrors
- Pilot™ 7.4 skis
- Heated driver's visor power outlet
- Low handlebar strap
- pDrive™ clutch

ROTAX ENGINE

Engine details

900 ACE TURBO

Liquid-cooled, four-stroke D.O.H.C., dry sump, turbocharged

900 ACE

Liquid-cooled, four-stroke D.O.H.C., dry sump

Cylinders – Displacement

3 – 899 cc

3 – 899 cc

Bore – Stroke (mm)

73 – 69.7

73 – 69.7

Carburation

EFI

EFI

Fuel type – Octane

Unleaded – 95

Unleaded – 95

Fuel tank (L/US gal)

42/11.1

42/11.1

Oil tank capacity (L/qt)

3.3/3.5

3.3/3.5

POWERTRAIN

Drive clutch

pDrive

pDrive

Driven clutch

QRS Vent

QRS

Drive sprocket pitch (mm/in.)

73/2.86

73/2.86

DRY WEIGHT

Dry weight 20 in. track (kg/lb)

302/666

290/640

Dry weight 24 in. track (kg/lb)

311/686

300/661

DIMENSIONS

Vehicle overall length (mm/in.)

3,256/128.2

Vehicle overall width (mm/in.)

1,200 to 1,240/47.7 to 48.8

Vehicle overall height (mm/in.)

1,513/59.6

Ski stance (mm/in.)

1,000/39 (adjustable)

Available Tracks (in.)

Silent Cobra WT:

(Length x Width x Profile)

154 x 20 x 1.5

Silent Cobra SWT:

154 x 24 x 1.5

SUSPENSION

Front suspension

RAS X

Front shock

KYB¹ 36

Front suspension travel (mm/in.)

220/8.7

Rear suspension

SC-5U

Center shock

KYB 36

Rear shock

KYB 36

Rear suspension travel (mm/in.)

239/9.4

COLOR

Arctic Desert / Black

Black

FEATURES

Platform

REV® Gen4

Headlights

Halogen

Skis

Pilot 7.4

Seating

WideTrack 2-up

Handlebar

Standard with J-hooks/
Grab handle

Riser block height (mm/in.)

145/5.7

Starter

Electric

Reverse

Electro-mechanic

Air radiator

High-efficiency w/ fan

Brake system

Brembo¹

Heated throttle lever/grips

Standard (driver and passenger)

Gauge type

4.5 in. digital

Windshield

Ultra-High with mirrors

Runner (in.) – Carbide (in.)

3/8 square – 4

Bumpers (front/rear)

Hitch

EXPEDITION® SPORT

Ultra-responsive chassis for on- or off-trail rides and extensive array of sport-utility and 2-up features.



EXPEDITION SPORT
900 ACE SHOWN

// PACKAGE HIGHLIGHTS

- Rotax® 900 ACE™ engine
- pDrive™ clutch
- 4.5 in. digital display
- RAS™ X crossover front suspension
- SC™-5U articulating rear suspension with locking mechanism (no tool required)
- Brembo® brake
- 520W magneto
- Heavy duty rear bumper with hitch
- Air radiator with fan and engine oil cooler
- 2-up seat with removable LinQ® passenger backrest and handholds
- Deep-snow running boards with large openings
- Standard with 2 sets of LinQ attachment points
- Adjustable ski stance
- Pilot™ DS 2 skis

ROTAX ENGINE

	900 ACE
Engine details	Liquid-cooled, four-stroke D.O.H.C., dry sump
Cylinders – Displacement	3 – 899 cc
Bore – Stroke (mm)	73 – 69.7
Carburation	EFI
Fuel type – Octane	Unleaded – 95
Fuel tank (L/US gal)	36/9.5
Oil tank capacity (L/qt)	3.3/3.5

POWERTRAIN

Drive clutch	pDrive
Driven clutch	QRS
Drive sprocket pitch (mm/in.)	73/2.86


DRY WEIGHT

Dry weight (kg/lb)	250/552
--------------------	---------

DIMENSIONS

Vehicle overall length (mm/in.)	3,309/130.3
Vehicle overall width (mm/in.)	1,140 to 1,180/44.9 to 46.5
Vehicle overall height (mm/in.)	1,513/59.6
Ski stance (mm/in.)	1,000/39 (adjustable)
Available Tracks (in.)	Charger:
(Length x Width x Profile)	154 x 16 x 1.5

COLOR

Black / Neo Yellow 

SUSPENSION

Front suspension	RAS X
Front shock	Motion Control
Front suspension travel (mm/in.)	210/8.3
Rear suspension	SC-5U
Center shock	Motion Control
Rear shock	KYB® 36
Rear suspension travel (mm/in.)	239/9.4

FEATURES

Platform	REV® Gen4
Headlights	Halogen
Skis	Pilot DS 2
Seating	Trail wide 2-up Seat LinQ Passenger Backrest
Handlebar	Standard with J-hooks
Riser block height (mm/in.)	145/5.7
Starter	Electric
Reverse	Mechanical
Air radiator	Fan
Brake system	Brembo
Heated throttle lever/grips	Standard (driver only)
Gauge type	4.5 in. digital
Windshield	High
Runner (In.) – Carbide (In.)	3/8 square – 4
Bumpers (front/rear)	Std/Heavy Duty with hitch

TUNDRA™ LE

Great off-trail and deep-snow performance with light-utility capability.



// PACKAGE HIGHLIGHTS

- Rotax® 600 EFI and 600 ACE™ engine with 650W magneto available
- KYB® 36 rear shock
- Painted tunnel
- 4.5 in. digital display
- LTS telescopic front suspension
- SC¹-5U articulating rear suspension with locking mechanism (no tool required)
- Brembo® brake
- Heavy-duty rear bumper with hitch
- Air radiator with fan
- Standard electric start
- Deep-snow running boards with large openings
- Standard with two sets of LinQ® attachment points
- Pilot™ DS 2 skis
- Low handlebar strap

**TUNDRA LE
600 EFI SHOWN**

ROTAX ENGINE

	600 EFI	600 ACE
Engine details	Liquid-cooled, two-stroke	Liquid-cooled, four-stroke D.O.H.C., dry sump
Cylinders – Displacement	2 – 599.4 cc	2 – 600 cc
Bore – Stroke (mm)	72.3 – 73	73 – 69.7
Carburation	EFI	EFI
Fuel type – Octane	Unleaded – 95	Unleaded – 95
Fuel tank (L/US gal)	36/9.5	36/9.5
Oil tank capacity (L/qt)	3.4/3.6	2.1/2.2

POWERTRAIN

Drive clutch	pDrive™	eDrive™ 2
Driven clutch	QRS	QRS
Drive sprocket pitch (mm/in.)	73/2.86	73/2.86


DRY WEIGHT

Dry weight (kg/lb)	223/491	234/515
--------------------	---------	---------

DIMENSIONS

Vehicle overall length (mm/in.)	3,259/129.3
Vehicle overall width (mm/in.)	994/39.1
Vehicle overall height (mm/in.)	1,513/59.6
Ski stance (mm/in.)	813/32
Available Tracks (in.)	Charger:
(Length x Width x Profile)	154 x 16 x 1.5

COLOR

Black 

SUSPENSION

Front suspension	LTS
Front shock	Motion Control
Front suspension travel (mm/in.)	150/5.9
Rear suspension	SC-5U
Center shock	Motion Control
Rear shock	KYB 36
Rear suspension travel (mm/in.)	239/9.4

FEATURES

Platform	REV® Gen4
Headlights	Halogen
Skis	Pilot DS 2
Seating	Trail short 2-up
Handlebar	Standard with J-hooks/ Grab handle
Riser block height (mm/in.)	145/5.7
Starter	Electric
Reverse	RER™ (600 EFI) Mechanical (600 ACE)
Air radiator	Fan
Brake system	Brembo
Heated throttle lever/grips	Standard
Gauge type	Compact digital display
Windshield	Medium
Runner (In.) – Carbide (In.)	3/8 square – 4
Bumpers (front/rear)	Std/Heavy-duty with tongue-type hitch

SKANDIC® LE

The perfect snowmobile for hardworking off-trail performance.



SKANDIC LE
900 ACE SHOWN

// PACKAGE HIGHLIGHTS

- Rotax® 900 ACE™ engine
- Available with 20 in. or 24 in. track options
- KYB® 36 rear shock
- Multi-LinQ plate with 125 lb/56.7 kg cargo capacity
- 4.5 in. digital display
- LTS telescopic front suspension
- SC®-5U articulating rear suspension with locking mechanism (no tool required)
- Ultra high windshield with side deflectors
- Removable passenger seat with grips
- Hitch
- Air radiator with fan
- Standard electric start
- Deep-snow running boards with large openings
- Easy-shift transmission (H-L-N) with RER™/ electro-mechanical reverse (4-stroke)
- Pivoting mirrors
- pDrive™ clutch
- Low handlebar strap
- Pilot™ 7.4 skis

ROTAX ENGINE

900 ACE

Engine details	Liquid-cooled, four-stroke D.O.H.C., dry sump
Cylinders – Displacement	3 899 cc
Bore – Stroke (mm)	73 – 69.7
Carburation	EFI
Fuel type – Octane	Unleaded – 95
Fuel tank (L/US gal)	42/11.1
Oil tank capacity (L/qt)	3.3/3.5

POWERTRAIN

Drive clutch	pDrive
Driven clutch	QRS
Drive sprocket pitch (mm/in.)	73/2.86

DRY WEIGHT

Dry weight 20 in track (kg/lb)	281/620
Dry weight 24 in track (kg/lb)	298/657


DIMENSIONS

Vehicle overall length (mm/in.)	3,222/126.9
Vehicle overall width (mm/in.)	1,089/42.8
Vehicle overall height (mm/in.)	1,513/59.6
Ski stance (mm/in.)	889 / 35
Available Tracks (in.) <small>(Length x Width x Profile)</small>	Silent Cobra WT: 154 x 20 x 1.5 Silent Cobra SWT: 154 x 24 x 1.5 [opt.]

SUSPENSION

Front suspension	LTS
Front shock	Motion Control
Front suspension travel (mm/in.)	150/5.9
Rear suspension	SC-5U
Center shock	Motion Control
Rear shock	KYB 36
Rear suspension travel (mm/in.)	239/9.4

COLOR

Black 

FEATURES

Platform	REV® Gen4
Headlights	Halogen
Skis	Pilot 7.4
Seating	WideTrack 2-up
Handlebar	Standard with J-hooks/ Grab handle
Riser block height (mm/in.)	145/5.7
Starter	Electric
Reverse	Electro-mechanic
Air radiator	High-efficiency w/ fan
Brake system	Brembo®
Heated throttle lever/grips	Standard (driver only)
Gauge type	4.5 in. digital
Windshield	Ultra-high with mirrors
Runner (In.) – Carbide (In.)	3/8 square – 4
Bumpers (front/rear)	Heavy Duty/Hitch

SKANDIC® SPORT

The best 20 in. utility value in snowmobiling.



SKANDIC SPORT
600 EFI SHOWN

// PACKAGE HIGHLIGHTS

- Rotax® 600 EFI engine
- KYB® 36 rear shock
- 4.5 in. digital display
- LTS telescopic front suspension
- SC¹-5U articulating rear suspension with locking mechanism (no tool required)
- WideTrack 1-up seat with rear storage compartment
- Medium (17 in.) windshield with air deflectors
- Standard electric start
- Deep-snow running boards with large openings
- RER™ electronic reverse
- pDrive™ clutch

ROTAX ENGINE

	600 EFI
Engine details	Liquid-cooled, two-stroke
Cylinders – Displacement	2 – 599.4 cc
Bore – Stroke (mm)	72.3 – 73
Carburation	EFI
Fuel type – Octane	Unleaded – 95
Fuel tank (L/US gal)	42/11.1
Oil tank capacity (L/qt)	3.4/3.6

POWERTRAIN

Drive clutch	pDrive
Driven clutch	QRS
Drive sprocket pitch (mm/in.)	73/2.86


DRY WEIGHT

Dry weight (kg/lb)	236/520
--------------------	---------

DIMENSIONS

Vehicle overall length (mm/in.)	3,259/129.3
Vehicle overall width (mm/in.)	1,089/42.8
Vehicle overall height (mm/in.)	1,369/53.9
Ski stance (mm/in.)	889/35
Available Tracks (in.)	Utility WT:
(Length x Width x Profile)	154 x 20 x 1.25

COLOR













Black / Neo Yellow 












SUSPENSION

Front suspension	LTS
Front shock	Motion Control
Front suspension travel (mm/in.)	150/5.9
Rear suspension	SC-5U
Center shock	Motion Control
Rear shock	KYB 36
Rear suspension travel (mm/in.)	239/9.4

FEATURES

Platform	REV® Gen4
Headlights	Halogen
Skis	Pilot™ 7.4
Seating	WideTrack 1-up
Handlebar	Standard with J-hooks
Riser block height (mm/in.)	145/5.7
Starter	Electric
Reverse	RER
Brake system	Brembo¹
Heated throttle lever/grips	Standard
Gauge type	Compact digital display
Windshield	Medium
Runner (In.) – Carbide (In.)	3/8 square – 4
Bumpers (front/rear)	Std/Std

SPECIFICATIONS		CROSSOVER							TRAIL					
		BACKCOUNTRY			EXPEDITION				MXZ					
														
		X-RS	ADRENALINE	SPORT	XTREME	SE	LE	SPORT	X-RS WITH COMPETITION PACKAGE	X-RS	SPORT	NEO	120/200	
COLOR		Neo Mint Black	Black	Black / Neo Yellow	Neo Mint	Terra Green Black	Arctic Desert / Black Black	Black / Neo Yellow	Neo Yellow	Hyper Silver Black	Neo Yellow	Neo Yellow / Catalyst Grey (Neo) Neo Yellow / Black (Neo+)	Neo Yellow	
FEATURES	Platform	REV Gen5	REV Gen5	REV Gen4	REV Gen4	REV Gen4	REV Gen4	REV Gen4	REV Gen5	REV Gen5	REV Gen4	REV Gen4	Youth	
	Headlights	Premium high-performance LED	High-performance LED	Halogen	Halogen	Halogen	Halogen	Halogen	Premium high-performance LED	Premium high-performance LED	Halogen	Halogen	Halogen	
	Skis	Pilot DS 2	Pilot DS 2	Pilot DS 2	Pilot DS 3	Pilot 7.4	Pilot 7.4	Pilot DS 2	Pilot X	Pilot X	Pilot 5.7	Pilot 5.7		
	Seating	Trail narrow	Trail narrow	Trail narrow compact	WideTrack 1-up	WideTrack 2-up	WideTrack 2-up	Trail wide 2-up Seat LinQ Passenger Backrest	Trail narrow	Trail narrow	Trail narrow compact	Trail narrow ultra-compact		
	Handlebar	U-shaped aluminum with J-hooks/ Transparent handguards	U-shaped aluminum with J-hooks/ Transparent handguards	U-shaped aluminum with J-hooks	Standard with J-hooks/Grab handle	Standard with J-hooks/Grab handle	Standard with J-hooks/Grab handle	Standard with J-hooks	U-shaped aluminum with J-hooks/ Transparent handguards	U-shaped aluminum with J-hooks/ Transparent handguards	U-shaped aluminum with J-hooks	Narrow standard with J-hooks		
	Starter	Electric	Electric	Electric	Electric	Electric	Electric	Electric	850 E-TEC Turbo R: SHOT 600R E-TEC: Manual	Electric	Electric	Electric	Electric (200) Manual (120)	
	Reverse	RER	RER	RER	RER™ (850 E-TEC) Electro-mechanic (Turbo R)	Electro-mechanic	Electro-mechanic	Mechanical	RER		RER	RER		
	Windshield height [in.]	Ultra-low	Low	Low	Low	Ultra-high with mirrors	Ultra-high with mirrors	High	Ultra-low	Ultra-low	Low	Optional	Low	
GAUGE		Type	7.2 in. digital 10.25 in. touchscreen (opt.)	4.5 in. digital	4.5 in. digital	4.5 in. digital	7.2 in. digital 7.8 in. wide LCD color (opt.)	4.5 in. digital	4.5 in. digital	10.25 in. touchscreen (850 E-TEC Turbo R) 7.2 in. digital (600R E-TEC)	7.2 in. digital 10.25 in. touchscreen (850 E-TEC opt. only)	Compact digital display	Compact digital display	
SUSPENSION	Front suspension	RAS X	RAS X	RAS X	RAS X	RAS X	RAS X	RAS X	RAS X	RAS X	RAS X	RAS X	A-arms	
	Front shock	KYB Pro 36 EA-3	KYB 36	Motion Control	KYB 36 Plus	KYB 36	KYB 36	Motion Control	KYB Pro 40 EA-22 R Kashima (600R E-TEC) KYB Pro 40 EA-3 R Kashima (850 E-TEC Turbo R)	KYB Pro 40 EA-3 R KYB Pro Smart-Shox opt. (850 E-TEC only)	Motion Control	Motion Control (Neo) KYB 36 (Neo+)	Hydraulic twin-tube	
	Rear suspension	cMotion X	cMotion X	cMotion	SC-5U	SC-5U	SC-5U	SC-5U	rMotion X Competition	rMotion X	SC-5M	Neo	Slide rail, adjustable torsion spring	
	Center shock	KYB Pro 40 EA-3	KYB 36	Motion Control	KYB 36 Plus	KYB 36	KYB 36	Motion Control	KYB Pro 40 EA-22 R Kashima (600R E-TEC) KYB Pro 40 EA-3 R Kashima (850 E-TEC Turbo R)	KYB Pro 40 EA-3 R	Motion Control	Torsion spring		
	Rear shock	KYB Pro 40 EA-3	KYB 36	KYB 36	KYB Pro 36	ACS (Air Control Suspension)	KYB 36	KYB 36	KYB Pro 40 EA-22 R Kashima (600R E-TEC) KYB Pro 40 EA-3 R Kashima (850 E-TEC Turbo R)	KYB Pro 40 EA-3 R	KYB 36	Motion Control	Hydraulic twin-tube	
ROTAX ENGINE	Engine	850 E-TEC	600R E-TEC	600 EFI	850 E-TEC 900 ACE Turbo R	900 ACE Turbo R	900 ACE Turbo 900 ACE	900 ACE	850 E-TEC Turbo R 600R E-TEC	850 E-TEC 600R E-TEC	600 EFI	600 EFI - 55 600 EFI - 40	200 120	
	Fuel tank [L / US gal]	36 / 9.5	36 / 9.5	36 / 9.5	42 / 11.1	42 / 11.1	42 / 11.1	36 / 9.5	36 / 9.5	36 / 9.5	36 / 9.5	36 / 9.5	0.55 / 0.15	
TRACK		Length x Width x Profile [in.]	PowderMax: 146 x 16 x 2.0 154 x 16 x 2.5	PowderMax: 146 x 16 x 2.0	PowderMax: 146 x 16 x 2.0	Cobra WT: 154 x 20 x 1.8	Silent Cobra WT: 154 x 20 x 1.5 Silent Ice Cobra WT: 154 x 20 x 1.5 opt.	Silent Cobra WT: 154 x 20 x 1.5 Silent Cobra SWT: 154 x 24 x 1.5	Charger: 154 x 16 x 1.5	850 E-TEC Turbo R: RipSaw II 2-ply: 137 x 15 x 1.25 600R E-TEC: Cobra : 137 x 15 x 1.6	Ice Ripper' XT: 129 x 15 x 1.5 137 x 15 x 1.5	RipSaw: 129 x 15 x 1.25	Cobra (Neo): 120 x 14 x 1.0 (200) RipSaw (Neo+): 120 x 15 x 1.25	Cobra: 93 x 10 x 1.0 (200) 67 x 10 x 0.75 (120)
OVERALL DIMENSIONS [mm/in.]	Ski stance	1,000/39 [adjustable]	1,000/39 [adjustable]	1,000/39 [adjustable]	1,000/39 [adjustable]	1,000/39 [adjustable]	1,000/39 [adjustable]	1,000/39 [adjustable]	1,090/43 [adjustable]	1,090/43 [adjustable]	1,090/43 [adjustable]	1,000/39 [adjustable]	775/30.5 [adjustable]	
	Length	3,174/125 [146 in.] 3,284/129.3 [154 in.]	3,174/125	3,174/125	3,293/129.6	3,256/128.2	3,256/128.2	3,309/130.3	3,038/119.6	2,925/115.2 [129 in.] 3,038/119.6 [137 in.]	2,925/115.2 [129 in.]	2,880/113.4	1,854/73 [200] 2,134/84 [120]	
	Width	1,140 to 1,180/ 44.9 to 46.5	1,140 to 1,180/ 44.9 to 46.5	1,140 to 1,180/ 44.9 to 46.5	1,140 to 1,180/ 44.9 to 46.5	1,200 to 1,240/ 47.7 to 48.8	1,200 to 1,240/ 47.7 to 48.8	1,140 to 1,180/ 44.9 to 46.5	1,211/47.8 [adjustable]	1,211/47.8 [adjustable]	1,211 / 47.8 [adjustable]	1,157 to 1,202/ 45.6 to 47.3	914/36	
	Height	1,283/50.5	1,283/50.5	1,283/50.5	1,280/50.4	1,513/59.6	1,513/59.6	1,513/59.6	1,267/49.9	1,267/49.9	1,267/49.9	1,060/41.7	864/34	
ESTIMATED DRY WEIGHT		By engine [kg]	214 [146 in.] 220 [154 in.]	210	203	850 E-TEC: 270 900 ACE Turbo R: 288	315	20 in. track 900 ACE Turbo: 302 900 ACE: 290 24 in. track 900 ACE Turbo: 311 900 ACE: 300	250	850 E-TEC Turbo R: 229 600R E-TEC: 213	850 E-TEC: 224 [129 in.] 226 [137 in.] 600R E-TEC: 218 [129 in.]	197	600 EFI - 55: 193 (Neo+) 600 EFI - 40: 183 (Neo)	98 [200] 77 [120]

TRAIL				DEEP-SNOW					UTILITY		
GRAND TOURING	RENEGADE			SUMMIT				FREERIDE	TUNDRA	SKANDIC	
											
SPORT	X-RS	ADRENALINE	SPORT	X WITH EXPERT PACKAGE	ADRENALINE WITH EDGE PACKAGE	ADRENALINE	NEO	FREERIDE	LE	LE	SPORT
Black / Neo Yellow	Hyper Silver Black	Black	Black / Neo Yellow	Timeless Black / Orange Crush (painted) Timeless Black (painted)	Arctic Desert	Catalyst Grey / Neo Yellow	Neo Yellow / Catalyst Grey (Neo) Neo Yellow / Black (Neo+)	Neo Mint	Black	Black	Black / Neo Yellow
REV Gen4	REV Gen5	REV Gen5	REV Gen4	REV Gen5	REV Gen5	REV Gen5	REV Gen4	REV Gen5	REV Gen4	REV Gen4	REV Gen4
Halogen	Premium high-performance LED	High-performance LED	Halogen	Premium high-performance LED	Premium high-performance LED	High-performance LED	Halogen	Premium high-performance LED	Halogen	Halogen	Halogen
Pilot 5.7 SL	Pilot X	Pilot X	Pilot 5.7	Pilot DS 4	Pilot DS 3	Pilot DS 3	Pilot DS 2	Pilot DS 4	Pilot DS 2	Pilot 7.4	Pilot 7.4
Trail wide 2-up	Trail wide	Trail wide	Trail narrow	Deep snow ultra compact	Deep snow compact	Deep-snow	Deep snow compact	Deep snow compact	Trail short 2-up	WideTrack 2-up	WideTrack 1-up
Standard	U-shaped aluminum with J-hooks / Transparent handguards	U-shaped aluminum with J-hooks	U-shaped aluminum with J-hooks	Tapered with J-hooks / Grab handle	Tapered with J-hooks / Grab handle	Tapered with J-hooks / Grab handle	Narrow standard with J-hooks / Low grab handle (Neo+)	Tapered U-shaped aluminum with J-hooks / Low grab handle	Standard with J-hooks / Grab handle	Standard with J-hooks / Grab handle	Standard with J-hooks
Electric	Electric	Electric	Electric	SHOT	SHOT	Electric	Electric	SHOT	Electric	Electric	Electric
Mechanical	Electro-mechanical	Mechanical	Mechanical	RER	RER	RER	RER	RER	RER [600 EFI] Mechanical [600 ACE]	Electro-mechanic	RER
Ultra-high with mirrors	Low	Medium	Low	Optional	Optional	Optional	Optional	Optional	Medium	Ultra-high with mirrors	Medium
4.5 in. digital	7.2 in. digital 10.25 in. touchscreen (opt.)	4.5 in. digital	4.5 in. digital	4.5 in. digital 10.25 in. touchscreen (opt.)	4.5 in. digital	4.5 in. digital	Compact digital display	4.5 in. digital 10.25 in. touchscreen (opt.)	Compact digital display	4.5 in. digital	Compact digital display
RAS X	RAS X	RAS X	RAS X	RAS 3	RAS 3	RAS 3	RAS 3	RAS 3	LTS	LTS	LTS
Motion Control	KYB Pro 36 EA-3 KYB Pro Smart-Shox opt.	KYB 36	Motion Control	KYB 36 Plus with lightweight springs	KYB 36	KYB 36	Motion Control (Neo) KYB 36 (Neo+)	KYB Pro 40 EA-3 w / lightweight springs	Motion Control	Motion Control	Motion Control
SC-5M	rMotion X	rMotion X	SC-5M	tMotion XT with Adjustable limiter strap	tMotion X	tMotion X	Neo	tMotion XT with rail reinforcements	SC-5U	SC-5U	SC-5U
Motion Control	KYB Pro 40 EA-3	KYB 36	Motion Control	KYB 36 Plus with lightweight spring	KYB 36	KYB 36	Torsion spring	KYB Pro 40 EA-3 w / lightweight spring	Motion Control	Motion Control	Motion Control
KYB 36	KYB Pro 40 EA-3	KYB 36	KYB 36	KYB Pro 36 EA-3	KYB 36	KYB 36	Motion Control	KYB Pro 40 EA-3	KYB 36	KYB 36	KYB 36
600 ACE	900 ACE Turbo R	900 ACE	600 ACE	850 E-TEC Turbo R 850 E-TEC	850 E-TEC	850 E-TEC 600R E-TEC	600 EFI – 55 600 EFI – 40	850 E-TEC Turbo R 850 E-TEC	600 EFI 600 ACE	900 ACE	600 EFI
36 / 9.5	36 / 9.5	36 / 9.5	36 / 9.5	36 / 9.5	36 / 9.5	36 / 9.5	36 / 9.5	36 / 9.5	36 / 9.5	42 / 11.1	42 / 11.1
Silent Track II: 137 x 15 x 1.25	Ice Ripper! XT: 137 x 15 x 1.5	RipSaw: 137 x 15 x 1.25	RipSaw: 137 x 15 x 1.25	PowderMax X-Light: 154 x 16 x 3.0 165 x 16 x 3.0	PowderMax II with FlexEdge: 146 x 16 x 2.5 PowderMax X-Light with FlexEdge: 154 x 16 x 3.0	PowderMax II with FlexEdge: 146 x 16 x 2.5 PowderMax Light with FlexEdge: 154 x 16 x 2.5	Cobra with FlexEdge (Neo): 146 x 14 x 1.6 Hurricane with FlexEdge (Neo+): 146 x 15 x 1.75	PowderMax: 146 x 15 x 2.5 PowderMax X-Light: 154 x 15 x 3.0	Charger: 154 x 16 x 1.5	Silent Cobra WT: 154 x 20 x 1.5 Silent Cobra SWT: 154 x 24 x 1.5	Utility WT: 154 x 20 x 1.25
1,090/43 (adjustable)	1,090/43 (adjustable)	1,090/43 (adjustable)	1,090/43 (adjustable)	864/34 (adjustable)	864/34 (adjustable)	930/36 (adjustable)	864/34 (adjustable)	930/36 (adjustable)	813/32	889/35	889/35
3,127/123.1	3,038/119.6	3,038/119.6	3,038/119.6	3,188/125.5 [154 in.] 3,299/129.9 [165 in.]	3,058/120.4 [146 in.] 3,188/125.5 [154 in.]	3,208/122.4 [146 in.] 3,318/130.6 [154 in.]	3,174/125	3,058/120.4 [146 in.] 3,188/125.5 [154 in.] 3,299/129.9 [165 in.]	3,259/129.3	3,222/126.9	3,259/129.3
1,217/47.9	1,211/47.8 (adjustable)	1,211 / 47.8 (adjustable)	1,217/47.9	1,024/40.3 (adjustable)	1,024/40.3 (adjustable)	1,073/42.2 (adjustable)	1,024/40.3 (adjustable)	1,073/42.2 (adjustable)	994/39.1	1,089/42.8	1,089/42.8
1,513/59.6	1,267/49.9	1,267/49.9	1,267/49.9	1,306/51.4	1,395/54.9	1,395/54.9	43	1,395/54.9	1,513/59.6	1,513/59.6	1,369/53.9
231	243	225	213	850 E-TEC Turbo R: 204 [154 in.] 207 [165 in.] 850 E-TEC: 195 [154 in.] 198 [165 in.]	850 E-TEC: 204 [146 in.] 202 [154 in.]	850 E-TEC: 203 [146 in.] 201 [154 in.] 600R E-TEC: 196 [146 in.] 194 [154 in.]	600 EFI – 55: 195 (Neo+) 600 EFI – 40: 190 (Neo)	850 E-TEC Turbo R: 210 [146 in.] 208 [154 in.] 850 E-TEC: 202 [146 in.] 200 [154 in.]	600 EFI: 223 600 ACE: 234	20 in. track 281 24 in. track 298	236

// ACCESSORIES

33	<i>PLATFORM/ACCESSORY FIT GUIDE</i>	72	<i>BUMPERS, HITCHES & WINCHES</i>
34	<i>LinQ ACCESSORIES</i>	79	<i>PROTECTION & REINFORCEMENT</i>
40	<i>FUEL & OIL CADDIES</i>	82	<i>TOE-HOLDS, FOOTRESTS & KNEE PADS</i>
40	<i>STORAGE</i>	84	<i>SUSPENSION & FOX SHOCK KITS</i>
51	<i>SLEIGH, RACKS & HOLDERS</i>	87	<i>VENT KITS & PREFILTERS</i>
54	<i>SEATS & BACKRESTS</i>	88	<i>COOLING & LUBRICATION</i>
58	<i>WINDSHIELDS & WIND PROTECTION</i>	90	<i>LED LIGHTS</i>
66	<i>HANDGUARDS & HANDLEBAR</i>	91	<i>ELECTRICAL & ELECTRONICS</i>
69	<i>MIRRORS</i>	95	<i>TRAILERING & COVERS</i>
70	<i>ADJUSTABLE RISERS & EXTENSION KITS</i>	98	<i>GARAGE & TRUCK SLED DECKS</i>

SKI-DOO ACCESSORIES LIMITED WARRANTY*

// 2-YEAR ON BRP ACCESSORIES

*Purchased at an authorized BRP dealership/distributor or on a BRP-authorized online store. Other exclusions may apply, see complete limited warranty or contact your Ski-Doo authorized dealer. Unless otherwise stipulated or required by law, this limited warranty does not apply to factory-installed accessories.

GET THE RIGHT ACCESSORIES FOR YOUR SLED

You'll see a list of platforms like REV Gen5 and REV Gen4 (Narrow and Wide), REV-XP, REV-XS, REV-XM and REV-XU after the descriptions in this catalog—these indicators tell you which accessories fit your snowmobile.

Use this chart to find the platform you're riding and choose the right items to personalize your ride.



2024

MODEL	ENGINE	PLATFORM
BACKCOUNTRY™		
Sport	600 EFI	REV Gen4 (Narrow)
X-RS® Adrenaline®	850 E-TEC, 600R E-TEC	REV Gen5 (Narrow)
EXPEDITION®		
LE	All	REV Gen4 (Wide) 24"
LE SE Xtreme™	All	REV Gen4 (Wide) 20"
Sport	All	REV Gen4 (Wide)
FREERIDE™		
	All	REV Gen5
GRAND TOURING		
Sport	900 ACE, 600 ACE	REV Gen4 (Wide)
MXZ®		
X-RS® with Competition Package X-RS®	850 E-TEC Turbo R, 850 E-TEC, 600R E-TEC	REV Gen5 (Narrow)
Sport Neo Neo+	600 EFI	REV Gen4 (Narrow)
RENEGADE®		
X-RS® Adrenaline®	900 ACE, 900 ACE Turbo R	REV Gen5 (Wide)
Sport	600 ACE	REV Gen4 (Narrow)
SKANDIC®		
LE	All	REV Gen4 (Wide) 24"
LE Sport	All	REV Gen4 (Wide) 20"
SUMMIT®		
Neo Neo+	600 EFI	REV Gen4 (Narrow)
X® with Expert Package Adrenaline® with Edge Package Adrenaline®	All	REV Gen5
TUNDRA™		
LE Sport	All	REV Gen4 (Wide)

2023

MODEL	ENGINE	PLATFORM
MXZ®		
X-RS®	850 E-TEC	REV Gen5
X-RS® Sport	600R E-TEC 600 EFI	REV Gen4 (Narrow)
Neo	600 EFI	REV Gen4 (Narrow)
BACKCOUNTRY™		
X-RS® Backcountry™ Sport	All	REV Gen4 (Narrow)
RENEGADE®		
X-RS®	850 E-TEC	REV Gen5
Sport	600 EFI	REV Gen4 (Narrow)
X-RS® Adrenaline® Sport	900 ACE 900 ACE Turbo R 600 ACE	REV Gen4 (Wide)
GRAND TOURING		
Limited Sport	All	REV Gen4 (Wide)
SUMMIT®		
X® with Expert Package Edge® SP®	All	REV Gen5
Neo	600 EFI	REV Gen4 (Narrow)
FREERIDE™		
	All	REV Gen5
EXPEDITION®		
Sport	All	REV Gen4 (Wide)
LE SE Xtreme™	All	REV Gen4 (Wide) 20"
LE	All	REV Gen4 (Wide) 24"
TUNDRA™		
LT	All	REV Gen4 (Wide)
SKANDIC®		
LE Sport	All	REV Gen4 (Wide) 20"
LE	All	REV Gen4 (Wide) 24"

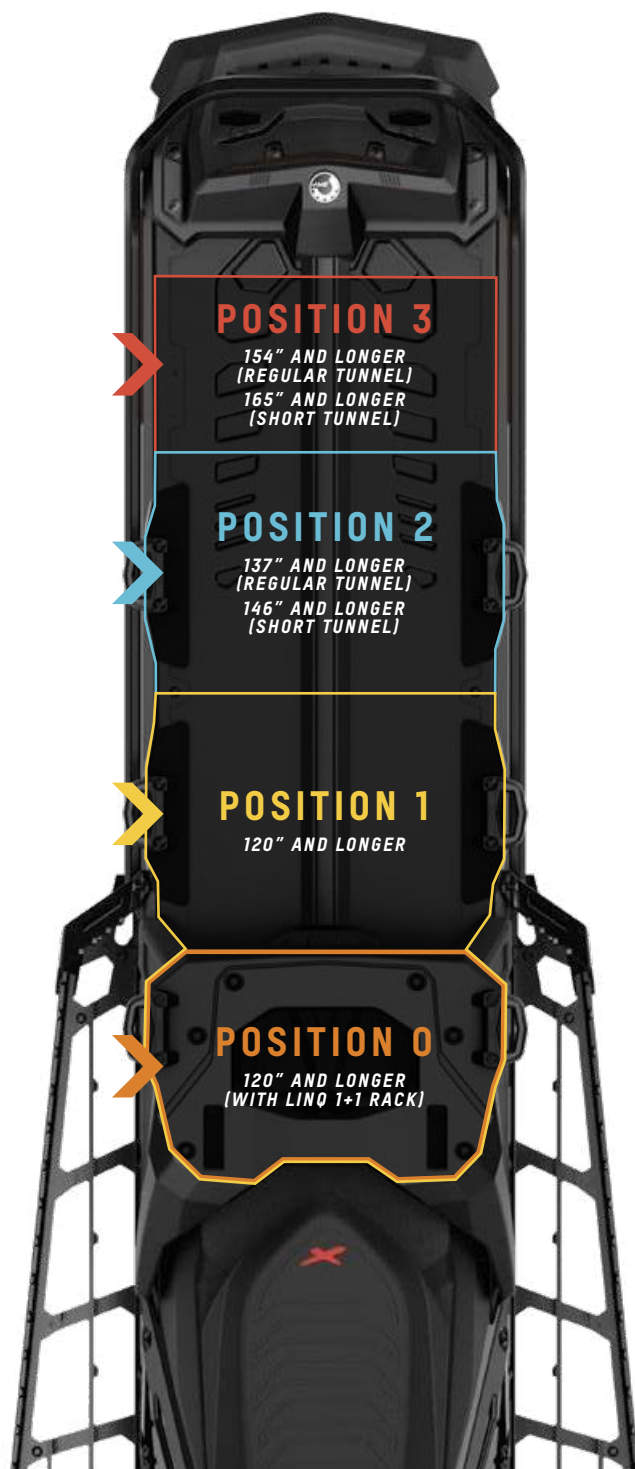
LinQ SYSTEM ACCESSORIES

// FAST, EASY AND SECURE

A BRP EXCLUSIVE, LinQ IS A TOOL-LESS SYSTEM FOR NEAR-INstant INSTALLATION OF ACCESSORIES.

- LinQ accessories to transform your machine to fit the moment.
- No tools needed: quickly install and remove accessories by hand.
- Stylish, fully integrated solution to your cargo needs.
- Sturdy mounting system that holds up in every terrain.

TUNNEL POSITIONS



LinQ is the industry standard in fast, secure and easy accessory attachment. Here's how you can use multiple LinQ items together to create the perfect ride.



LinQ OIL CADDY – 1 GALLON
860202445



LinQ FUEL CADDY – 3 GALLONS
860202247



LinQ FUEL CADDY – 4 GALLONS
860202246



LinQ FUEL CADDY – 5 GALLONS
715007822



LinQ DEEP SNOW PRO BAG – 30 L
860202456



LinQ TRAIL PRO BAG – 30 L
860201986



LinQ DEEP SNOW PRO LIGHTWEIGHT BAG – 26 L
860202620



LinQ SLIM WATERPROOF TUNNEL BAG – 26 L
860202451



LinQ SNOWBOARD/SKI RACK
860202741



LinQ ROLL-TOP BAG – 40 L
715008110



LinQ ADVENTURE TUNNEL BAG – 40 L
860202444



LinQ MODULAR CARGO BOX – 10 L
715005494

REV GEN5, NEO AND REV GEN4 VEHICLES MULTIPLE TUNNEL CONFIGURATIONS

POSITION 0 120" AND LONGER	POSITION 1				POSITION 2	POSITION 3	ACCESSORIES FIT BETWEEN POSITIONS	
	120"	120" AND LONGER		129" AND LONGER	137" AND LONGER (REGULAR TUNNEL) 146" AND LONGER (SHORT TUNNEL)	154" AND LONGER (REGULAR TUNNEL) 165" AND LONGER (SHORT TUNNEL)	ACCESSORIES THAT CAN BE INSTALLED BEHIND POSITION 0 ON TOP OF LINQ FUEL CADDY - 4 GALLONS	ACCESSORIES THAT CAN FIT BEHIND POSITION 1
ON LINQ 1+1 RACK	ON MXZ NEO TUNNEL	ON TOP OF LINQ FUEL CADDY - 4 GALLONS	IN POSITION 1 WHEN 1+1 RACK INSTALLED	ON THE TUNNEL	ON THE TUNNEL	ON THE TUNNEL		
NO	YES	YES	YES	YES	YES	NO	Accessory not compatible with position 0	860202445 860202456 860201986 860202620 860202451 860202208
NO	YES	NO	YES	YES	NO too heavy for this position	NO	Accessory not compatible with position 0	860202445 860202451 860202208
NO	YES	NO	YES	YES	NO too heavy for this position	NO	Accessory not compatible with position 0	860202445 860202451 860202447 860202208
NO	compatible only with 20" and 24" tunnel (too heavy for 16" tunnel)				compatible only with 20" and 24" tunnel (too heavy for 16" tunnel)	NO	NO accessory fit behind	NO accessory fits behind
YES	NO	YES	YES except 120"	YES	YES except 146" (Short Tunnel) and 137" (Longer Tunnel)	NO	860202445 860202456 860201986 860202620 715008110 860202447 860202208	860202445 860202451 860202447
YES	NO	YES	YES except 120"	YES	YES except 146" (Short Tunnel) and 137" (Longer Tunnel)	NO	860202445 860202456 860201986 860202620 715008110 860202447 860202208	860202445 860202451 860202447
YES	NO	YES	YES except 120"	YES	YES except 146" (Short Tunnel) and 137" (Longer Tunnel)	NO	860202445 860202456 860201986 860202620 715008110 860202447 860202208	860202445 860202451 860202447
NO	NO	YES position #1 and #2 required	NO	YES position #1 and #2 required	YES position #1 and #2 required	YES position #2 and #3 required	Accessory not compatible with position 0	NO accessory fits behind double LinQ accessory
NO	NO	NO	NO	NO	YES except with 1 + 1 Rack installed	NO	Accessory not compatible with position 0	N/A
YES	NO	YES doesn't fit with the 1+1 seat	YES except 120"	YES	YES except 146" (Short Tunnel) and 137" (Longer Tunnel)	NO	NO accessory fit behind	NO accessory fit behind
NO	NO	NO	YES position #1 and #2 required 137" tunnel and longer		YES position #1 and #2 required 137" tunnel and longer	NO	Accessory not compatible with position 0	NO accessory fits behind double LinQ accessory
NO	NO	NO	YES except 120"	YES	YES except 146" (Short Tunnel) and 137" (Longer Tunnel)	NO	Accessory not compatible with position 0	860202445 860202456 860201986 860202620 860202451 860202447 860202208

LinQ SYSTEM ACCESSORIES



LinQ THERMAL BOX - 16 L
219400964



LinQ ADVENTURE CARGO BOX - 90 L
860202448



LinQ CARGO BOX - 40 L
860202442



LinQ CARGO BOX - 62 L
860202446



LinQ SR21 TUNNEL BAG - 21 L
860202449



LinQ SPORT BAG - 17 L
860202447



LinQ URBAN BAG
219401026



LinQ TOOL BOX - 19 L
715008111



LinQ SADDLEBAGS - 26 L
860200624



LinQ UNIVERSAL RACK
860202208



LinQ REMOVABLE SNOW FLAP
860201914

REV GEN5, NEO AND REV GEN4 VEHICLES MULTIPLE TUNNEL CONFIGURATIONS

POSITION 0 120" AND LONGER	POSITION 1				POSITION 2	POSITION 3	ACCESSORIES FIT BETWEEN POSITIONS	
	120"	120" AND LONGER	129" AND LONGER		137" AND LONGER (REGULAR TUNNEL) 146" AND LONGER (SHORT TUNNEL)	154" AND LONGER (REGULAR TUNNEL) 165" AND LONGER (SHORT TUNNEL)	ACCESSORIES THAT CAN BE INSTALLED BEHIND POSITION 0 ON TOP OF LINQ FUEL CADDY - 4 GALLONS	ACCESSORIES THAT CAN FIT BEHIND POSITION 1
ON LINQ 1+1 RACK	ON MXZ NEO TUNNEL	ON TOP OF LINQ FUEL CADDY - 4 GALLONS	IN POSITION 1 WHEN 1+1 RACK INSTALLED	ON THE TUNNEL	ON THE TUNNEL	ON THE TUNNEL		
NO	NO	NO	NO	YES	NO too heavy for this position	NO	Accessory not compatible with position 0	860202445 860202451 860202447 860202208
NO	NO	NO	YES position #1 and #2 required 146" tunnel and longer		YES position #1 and #2 required 146" tunnel and longer	NO	Accessory not compatible with position 0	NO accessory fits behind double LinQ accessory
NO	NO	NO	YES position #1 and #2 required 137" tunnel and longer		YES position #1 and #2 required 137" tunnel and longer	NO	Accessory not compatible with position 0	NO accessory fits behind double LinQ accessory
NO	NO	NO	YES position #1 and #2 required 137" tunnel and longer		YES position #1 and #2 required 137" tunnel and longer	NO	Accessory not compatible with position 0	NO accessory fits behind double LinQ accessory
YES	YES	YES doesn't fit with the 1+1 seat	NO	YES	YES	NO	NO accessory fit behind	860202445
YES	YES	YES	YES	YES	YES	NO	860202445 860202456 860201986 860202620 860202451 860202447 860202208	860202445 860202456 860201986 860202620 860202451 860202447 860202208
YES	NO	YES doesn't fit with the 1+1 Seat	YES except 120"	YES	YES except 146" (Short Tunnel) and 137" (Longer Tunnel)	NO	860202445 860202456 860201986 860202620 860202451 860202447 860202208 219401026 860202208	860202445 860202456 860201986 860202620 860202451 715008110 715005494 860202447 219401026 860202208
NO	NO	NO	NO	YES	NO too heavy for this position	NO	Accessory not compatible with position 0	860202445 860202456 860201986 860202620 860202451 860202447 860202208
NO	YES	NO	YES	YES	NO	NO	Accessory not compatible with position 0	860202445 860202456 860201986 860202620 860202451 715008110 715005494 860202447 219401026 860202208
NO	YES	NO	YES	YES	YES	NO	Accessory not compatible with position 0	860202445 860202456 860201986 860202620 860202451 715008110 715005494 860202447 219401026 860202208
NO	NO	YES on the LinQ slim waterproof tunnel bag - 26 L or position 3 on the tunnel position 1 or 2 and stackable fuel caddy specific installation required, see instruction sheet for details Does not fit Short Tunnel.					Accessory not compatible with position 0	NO accessory fits behind



LinQ ACCESSORIES REQUIREMENTS CHART

	COMPATIBILITY / REQUIREMENTS			
	REV GEN5, NEO, REV GEN4 16"		REV GEN4 20" – 24" *	
	2022 AND UP	2021 AND PRIOR	2024 AND PRIOR	
LinQ ACCESSORIES WITH 16" BASE <div> LinQ anchors mounted 16 inches apart, center-to-center. Can be used on Can-Am ATV and SSV vehicles, Sea-Doo watercrafts and Ski-Doo snowmobiles. </div>				
LinQ OIL CADDY – 1 GAL 860202445	LinQ Cargo Base Kit 860201806 <i>(for installation on LinQ Stackable Fuel Caddy or on stackable LinQ accessories)</i>	LinQ Cargo Base Kit 860201806 <i>(for installation on tunnel or on stackable LinQ accessories)</i>	LinQ Cargo Base Kit 860202482 <i>(for installation on tunnel) or 860201806</i> <i>(for installation on stackable LinQ accessories)</i>	
LinQ FUEL CADDY – 3 GAL 860202247	No further requirements	LinQ Cargo Base Kit 860201806 <i>(for installation on tunnel)</i>	LinQ Cargo Base Kit 860202482 <i>(for installation on tunnel)</i>	
LinQ FUEL CADDY – 4 GAL 860202246				
LinQ FUEL CADDY – 5 GAL 715007822	Not compatible	Not compatible		
LinQ DEEP SNOW PRO BAG – 30 L 860202456	LinQ Cargo Base Kit 860201806 <i>(for installation on LinQ Stackable Fuel Caddy or on stackable LinQ accessories)</i>	LinQ Cargo Base Kit 860201806 <i>(for installation on tunnel or on stackable LinQ accessories)</i>	LinQ Cargo Base Kit 860202482 <i>(for installation on tunnel) or 860201806</i> <i>(for installation on stackable LinQ accessories)</i>	
LinQ TRAIL PRO BAG 860201886				
LinQ SLIM WEATHER RESISTANT TUNNEL BAG – 26 L 860202620	No further requirements	LinQ Cargo Base Kit 860201806 <i>(for installation on tunnel)</i>	LinQ Cargo Base Kit 860202482 <i>(for installation on tunnel)</i>	
LinQ SLIM WATERPROOF TUNNEL BAG – 26 L 860202451				
SLIM TUNNEL BAG WITH SOFT STRAPS – 15 L 860202440				
LinQ SNOWBOARD/SKI RACK 860202741		LinQ Cargo Base Kit 860201806 <i>(for installation on tunnel)</i>	Not compatible	
LinQ ROLL-TOP BAG – 40 L 715008110	LinQ Cargo Base Kit 860201806 <i>(for installation on LinQ Stackable Fuel Caddy or on stackable LinQ accessories)</i>	LinQ Cargo Base Kit 860201806 <i>(for installation on tunnel or on stackable LinQ accessories)</i>	LinQ Cargo Base Kit 860202482 <i>(for installation on tunnel) or 860201806</i> <i>(for installation on stackable LinQ accessories)</i>	
TUNNEL BACKPACK WITH LinQ SOFT STRAP – 28 L 860200939	No further requirements	LinQ Cargo Base Kit 860201806 <i>(for installation on tunnel)</i>	Not compatible	
LinQ ADVENTURE TUNNEL BAG – 40 L 860202444		LinQ Cargo Base Kit 860201806 <i>(for installation on tunnel)</i>		
LinQ THERMAL BOX – 16 L 219400964		LinQ Cargo Base Kit 860201806 <i>(for installation on tunnel)</i>	LinQ Cargo Base Kit 860202482 <i>(for installation on tunnel)</i>	
LinQ ADVENTURE CARGO BOX – 90 L 860202448		LinQ Cargo Base Kit 860201806 <i>(for installation on tunnel)</i>	LinQ Cargo Base Kit 860202482 <i>(for installation on tunnel)</i>	
LinQ CARGO BOX – 40 L 860202442				
LinQ CARGO BOX – 62 L 860202446				
LinQ SR 21 TUNNEL BAG – 21 L 860202449	LinQ Cargo Base Kit 860201806 <i>(for installation on LinQ Stackable Fuel Caddy or on stackable LinQ accessories)</i>	LinQ Cargo Base Kit 860201806 <i>(for installation on tunnel or on stackable LinQ accessories)</i>	LinQ Cargo Base Kit 860202482 <i>(for installation on tunnel) or 860201806</i> <i>(for installation on stackable LinQ accessories)</i>	
LinQ SPORT BAG – 17 L 860202447				
LinQ URBAN BAG 219401026				
LinQ TOOL BOX – 19 L 715008111	No further requirements	LinQ Cargo Base Kit 860201806 <i>(for installation on tunnel)</i>	LinQ Cargo Base Kit 860202482 <i>(for installation on tunnel)</i>	
LinQ MODULAR CARGO BOX – 10 L 715005494	No further requirements	LinQ Cargo Base Kit 860201806 <i>(for installation on tunnel)</i>	LinQ Cargo Base Kit 860202482 or 860201806 <i>(for installation on tunnel)</i>	
LinQ RACKS & HOLDERS				
LinQ UNIVERSAL RACK 860202208	No further requirements	LinQ Cargo Base Kit 860201806 <i>(for installation on tunnel)</i>	LinQ Cargo Base Kit 860202482 <i>(for installation on tunnel)</i>	
LinQ TOOL HOLDER 860201846				

*Skandic Sport 2022 and 2021 may have specific requirements. Please refer to product descriptions.

COMPATIBILITY / REQUIREMENTS			
	RADIEN LYNX	REV-XM, REV-XS, REV-XP, REV-XU 16"	REV-XU 20" – 24"
	2022 AND UP		
	LinQ Cargo Base Kit 860201806 <i>(for installation on LinQ Stackable Fuel Caddy or on stackable LinQ accessories)</i>	LinQ Cargo Base Kit 860201806	LinQ Adaptor Plate 860200945 and LinQ Cargo Base Kit 860201806
	No further requirements	LinQ Cargo Base Kit 860201806	
		LinQ Cargo Base Kit 860201806 and Shim Kit 860201432	
	Not compatible	Not compatible	
	LinQ Cargo Base Kit 860201806 <i>(for installation on LinQ Stackable Fuel Caddy or on stackable LinQ accessories)</i>	LinQ Cargo Base Kit 860201806 and Shim Kit 860201432	
	No further requirements	Not compatible	Not compatible
		LinQ Cargo Base Kit 2x 860201806 <i>(Not compatible on REV-XS)</i>	
		Not compatible	
	LinQ Cargo Base Kit 860201806 <i>(for installation on LinQ Stackable Fuel Caddy or on stackable LinQ accessories)</i>	LinQ Cargo Base Kit 860201806 and Shim Kit 860201432	LinQ Adaptor Plate 860200945 and LinQ Cargo Base Kit 860201806
	No further requirements	LinQ Cargo Base Kit 2x 860201806 <i>(Not compatible on REV-XS)</i>	Not compatible
		Not compatible	
		LinQ Cargo Base Kit 860201806 and Shim Kit 860201432	LinQ Adaptor Plate 860200945 and LinQ Cargo Base Kit 860201806
		REV-XM requires LinQ Cargo Base Kit 2x 860201806 <i>(Not compatible with REV-XU, REV-XP and REV-XS)</i>	Not compatible
		REV-XM requires LinQ Cargo Base Kit 2x 860201806 <i>(Not compatible with REV-XU, REV-XP and REV-XS)</i>	
		Not compatible	
		Not compatible	
	LinQ Cargo Base Kit 860201806 <i>(for installation on LinQ Stackable Fuel Caddy or on stackable LinQ accessories)</i>	Not compatible	LinQ Adaptor Plate 860200945 and LinQ Cargo Base Kit 860201806
		LinQ Cargo Base Kit 860201806 <i>(Not compatible with REV-XU)</i>	
		LinQ Cargo Base Kit 860201806 and Shim Kit 860201432	
	No further requirements	LinQ Cargo Base Kit 860201806 and Shim Kit 860201432	LinQ Adaptor Plate 860200945 and LinQ Cargo Base Kit 860201806
	LinQ Cargo Base Kit 860201806		
	No further requirements	LinQ Cargo Base Kit 860201806	Not compatible
			LinQ Cargo Base Kit 860201806

FUEL & OIL CADDIES

LinQ OIL CADDY – 1 GALLON

REV Gen5, REV Gen4, XS, XM, XR, XP, XU

860202445



- 1 US gallon (3.78 liter) capacity.
- Can be used in position 1 or 2.
- Can be used on top of LinQ Stackable Fuel Caddy.
- Doesn't fit Grand Touring REV-XS.

- See table on pages 86 and 87 for requirements.

LinQ FUEL CADDY – 1 GALLON

REV Gen5, REV Gen4, XS, XM, XR, XP, XU

860201774



- 1 US gallon (3.78 liter) capacity.
- Smaller size for less weight.
- Can be used in position 1 or 2 and on top of LinQ Fuel Caddy – 4 Gallons.
- Easy pour design for sleds or power tools.

- Doesn't fit Grand Touring REV-XS.

LinQ FUEL CADDY – 3 GALLONS

REV Gen5, REV Gen4, XS, XM, XR, XP, XU

860202247



- Quick, easy and secure installation with LinQ system.
- No-Spill spout for easy use.
- 3 US gallon (11 L) capacity.
- Meets the new latest Flame Mitigation Device (FMD) standard.

- Doesn't fit Grand Touring REV-XS.
- Cannot be used with Luggage Rack Reinforcement Plates (860200798).
- See table on pages 86 and 87 for requirements.

LinQ FUEL CADDY – 4 GALLONS

REV Gen5, REV Gen4, XU, XS, XM, XR

860202246



- Quick, easy and secure installation with LinQ system.
- No-Spill spout for easy use.
- 3.7 US gallon (14 liter) capacity.
- Single LinQ tunnel bag or LinQ oil caddy stacks on top for more storage.
- Meets the new latest Flame Mitigation Device (FMD) standard.

- Cannot be used with Luggage Rack Reinforcement Plates (860200798).
- See table on pages 86 and 87 for requirements.

NEW LinQ FUEL CADDY – 5 GALLONS

Fits all 20" and 24" tunnels

715007822



- Quick, easy and secure LinQ system installation.
- Spill-free spout for easy use.
- 5 US gallon (20 liter) capacity.
- Meets new Flame Mitigation Device (FMD) standard.
- Compatible with the Multi LinQ Plate for 20" and 24" tunnels.

- Not compatible with Ski-Doo 16" tunnels.
- Not compatible with Luggage Rack Reinforcement Plates (860200798).
- See table on pages 86 and 87 for requirements.

STORAGE

LinQ DEEP SNOW PRO BAG – 30 L

REV Gen5, REV Gen4 (except MXZ Neo), XU, XS, XM, XR

860202456



- Watertight (with TiZip)—our highest level of waterproofing.
- Lightweight—uses one set of LinQ fasteners.
- Fits positions 0, 1, 2 and on top of LinQ Stackable Fuel Caddy.
- Expandable 9 to 30 liter (2–6 US gallon, 550–1,831 cu in) capacity.

- Improved Shovel Holder System.
- Allows to store LinQ Removable Snowflap between the bag and the cover lid (snowflap must be facing up to not hide rear light).
- See table on pages 86 and 87 for requirements.

DEEP SNOW PRO BAG COVER LID	Fits on LinQ Deep Snow Pro Lightweight Bag, LinQ Deep Snow Pro Bag and LinQ Trail Pro Bag	860202132
	<ul style="list-style-type: none"> • Replacement cover for Deep Snow Pro Bag. • Improved Shovel Holder System on lid. • Mesh pocket under the lid for easy, quick access to smaller items. 	
NEW LinQ DEEP SNOW PRO LIGHTWEIGHT BAG – 26 L	REV Gen5, REV Gen4 (except MXZ Neo), XU,XS,XM,XR	860202620
	<ul style="list-style-type: none"> • Lightweight. • Attaches with one set of LinQ fasteners. • Suitable for positions 0, 1, 2 and above the LinQ Fuel Caddy- 4 gallons. • 6.8 US Gallons (26 liter) capacity. • Compatible with Cover Lids 860202747, 860202132 and 860202383. • Pocket under the lid for quick and easy access. • Brightly colored interior makes it easy to locate objects. • Removable interior for easy cleaning. • 3 removable dividers to organize cargo. • See table on pages 86 and 87 for requirements. 	
NEW DEEP SNOW PRO LIGHTWEIGHT BAG COVER LID	Fits on LinQ Slim Weather Resistant Tunnel Bag, LinQ Deep Snow Pro Bag and LinQ Trail Pro Bag	860202747
	<ul style="list-style-type: none"> • Replacement Lid for the 26 L LinQ Deep Snow Pro Lightweight Bag (860202620). • Pocket under the lid for quick and easy access to smaller items. 	
NEW LinQ DEEP SNOW SEAT BOX	REV Gen5 (Deep Snow) without electric starter	860202668
	<ul style="list-style-type: none"> • Low-profile integrated storage box utilizing the battery area. • Added storage capacity of 4.6 L with 10.25" CTD battery. • 5.5 L added capacity for a vehicle without battery. • Not compatible with the battery for electric starters. • Same height as battery cover. • Allows use of LinQ tunnel accessories. • Not compatible with 1 + 1 seat. • Compatible with REV Gen5 (Deep Snow) CVT belt. 	
SEAT STORAGE BOX – 6 L	REV Gen5 (Trail, except Grand Touring), REV Gen4 (Narrow)	860202532
	<ul style="list-style-type: none"> • Low-profile integrated storage box utilizing the battery area. • Added storage capacity of 1.5 L (0.4 US gallon, 916 cu in) with battery and 6 L for a vehicle without the battery. • Same height as battery cover. • Rainproof liner included. • Works with Deluxe Tool Kit (860202029) (not included). • Allows use of LinQ tunnel accessories. • Does not work with 1 + 1 seat. 	
LinQ SLIM WATERPROOF TUNNEL BAG – 26 L	REV Gen5, REV Gen4 (137" and longer)	860202451
	<ul style="list-style-type: none"> • Rigid bottom and top design. • Allows storage of removable snow flap. • Waterproof inner roll top. • Shovel can be stored while assembled on top of the bag. • 16 to 26 liter (4.2 to 6.9 US gallon, 976 to 1,587 cu in) capacity. • Fit on the tunnel in positions 1 & 2 and 2 & 3. • See table on pages 86 and 87 for requirements. 	
SLIM TUNNEL BAG WITH SOFT STRAPS – 15 L	137" and longer with 1-up and 2-up seats (except XU 20" and 24" and XS)	860202440
	<ul style="list-style-type: none"> • Low profile, positioned flat on tunnel, for convenient out-of-the-way storage. • Easy access full wrap-around zipper. • Top mount shovel pocket. • 15 liter (4 US gallon, 915 cu in) capacity. • See table on pages 86 and 87 for requirements. 	

STORAGE

SHOVEL WITH SAW HANDLE

860201919



- Design with better cutting edge.
- Features integrated saw handle.
- Blade flips 90° to pull snow away.
- Can be dismantled for easy storage.

SAW & HANDLE REPLACEMENT FOR SHOVEL

520002004



- D-shaped handle.

SKI-DOO PULLING STRAP

860202195



- Save your back and get unstuck the easy way.
- Lightweight, compact, affordable.
- Extremely robust material.
- Available in yellow only. 2 per pack.

LinQ DEEP SNOW SEAT BAG – 5 L

REV Gen4 Summit and Freeride (without battery)

860201274



- 5 liter (1.3 US gallon, 305 cu in) capacity.
- Improved design with greater capacity than the LinQ Seat Bag (860201355).
- Thermoformed hard plastic base.

- Requires Low Profile Battery Compartment Cover (860201505).

NEW LinQ SNOWBOARD/SKI RACKREV Gen5, REV Gen4 16", 146" and longer
Fits short tunnel

860202741



- Newly redesigned.
- Simpler, quicker and easier way to attach skis or snowboards.
- Fits 2 snowboards or 1 pair of skis and poles.
- Easy to adjust from skis to boards or back in seconds.
- Fits all sizes of skis, snowboards and snowsurfs.
- Easy release straps can be operated with gloves on.

- Rubber cushions protect edges and hold ski poles securely without damage.
- Non-intrusive positioning.
- Compatible with stock bumper requires reinforcement kit (860202742).
- Compatible with new hitch and Adventure rear bumpers (Casting included).
- Requires LinQ Cargo Base Kit (860201806) on REV Gen4 16" tunnels for 2021 and prior models.

NEW LinQ SNOWBOARD/SKI RACK REINFORCEMENT KITFits with LinQ Snowboard/Ski Rack (860202741)
except Expedition Sport, Tundra LT, Tundra LE

860202742



- Required to install the LinQ Snowboard/Ski Rack (860202741) with the stock rear bumper.
- Adds strength and support to the tunnel.

PROTECTIVE DECAL FOR LinQ SNOWBOARD/SKI RACK

[Not illustrated]

516006982

- To protect your tunnel from ski tip scratches when using the LinQ Snowboard/Ski Rack.

RISER BLOCK BAG

REV Gen5 (Deep Snow), REV Gen4 with 235 mm riser, XP Summit, XU Tundra, Skandic, XM (for risers 175 mm and up)

860201564 • Long

REV Gen5 (Deep Snow), REV Gen4 with 165 mm riser and longer, REV-XM, XP, XR, XU Tundra

860201550 • Short



- Innovative 2-pocket carry bag for secure storage around the steering riser block.
- 3W heated insulated pocket design reduces the chance of water bottles freezing and increases the battery life of small electronic equipment.
- Includes RCA adaptor kit.

- Requires Heated Visor Kit (860201234) for REV-XU, XM, XS, XP, XR, (860201283) for REV Gen4 and (860202338) for REV Gen5, sold separately.

OIL SUPPORT CADDY/GOGGLE BAG	REV-XM, XS	860200614
	<ul style="list-style-type: none"> Multi-purpose bag. Allows you to easily access and carry an extra liter of XPS oil or a spare set of goggles. Installs conveniently on top of the CVT cooling system. Models without E-TEC engine need the Acoustic Plate (512060847). 	
GOGGLE DRYING BAG	REV Gen4 (Narrow)	860201691
	<ul style="list-style-type: none"> Designed specifically for a spare set of goggles. Under hood heat clears and dries wet fogged goggles. Protects goggles during the ride. 	
LinQ MODULAR CARGO BOX	REV Gen5, REV Gen4 (except MXZ Neo)	715005494 • 10 liters (2.6 gallons)
	<ul style="list-style-type: none"> 10 liters (2.6 gallons) of hard-sided modular storage capacity. Heavy duty construction with weather-resistant sealed lid. Stackable with single LinQ bag or additional modular boxes for the ideal storage solution. See table on pages 86 and 87 for requirements. 	
COMBO BAG – 30 L	REV Gen4 (Wide) Renegade (except Renegade Sport)	860201821
	<ul style="list-style-type: none"> Works with Comfort Seat (REV Gen4 (Wide)). 30 liters (6 US gallons, 1,831 cu in) capacity. Provides additional storage while not using any tunnel space. Compatible with LinQ tunnel accessories. Multiple compartments with easy access. Thermoformed hard plastic base, semi-rigid top and sides. Waterproof inner lining. 	
SR50 UTILITY BAG – 50 L	REV Gen4 (Wide) 20" and 24"	860201939
	<ul style="list-style-type: none"> Replaces passenger seat in seconds for additional storage. Quick release straps to easily access storage underneath. Waterproof to keep your cargo dry. 50 liters (11 US gallons, 3,052 cu in) capacity. Works with the 135-liters LinQ Utility Cargo Box (860201781). 	
COMBO BAG – 31 L	REV Gen5 (Trail), REV Gen4 (Narrow) [MXZ, Backcountry and Renegade except Sport models and Neo]	860201475
	<ul style="list-style-type: none"> 31 liters (8.2 US gallons, 1,892 cu in) capacity. Multiple compartments with easy access. Thermoformed hard plastic base, semi-rigid top and sides. Vehicles with pull start require the Battery Cover (860201407). 	
LinQ ROLL-TOP BAG – 40 L	REV Gen5, REV Gen4 (except MXZ Neo), XU	715008110
	<ul style="list-style-type: none"> Fully waterproof roll-top design secures gear tightly. 40 liters (10.6 US gallons, 2,441 cu in) of adjustable capacity. Heavy-duty rigid plastic base. Foam-lined bottom for additional protection. Integrated handle for easy transportation on/off the vehicle. See table on pages 86 and 87 for requirements. 	
LinQ URBAN BAG	REV Gen5, REV Gen4 (except MXZ Neo)	219401026 • Black
	<ul style="list-style-type: none"> Versatile LinQ storage solution with up to 40 liters (10.5 US gallons) of added storage. Heavy-duty construction with high-quality zippers and water resistant outer shell. Easy-access large roll-top opening. Reversible integrated flap with water-resistant storage. Integrated vehicle key holder. Waterproof removable liner with integrated pocket and laptop storage. Backpack Option includes adjustable, removable shoulder system, ergo-fitted back padding and lightweight shoulder system design. See table on pages 86 and 87 for requirements. 	

STORAGE

TUNNEL BACKPACK WITH LinQ SOFT STRAP – 28 L

137" and longer

860200939 • Black
860200940 • Orange

- Includes a compartment for the Ski-Doo Shovel (860201919) and 2.8 m Avalanche Probe (520000408) (not included).
- Quick-disconnect system instantly transforms the bag into a backpack.
- 28 liter (7.4 US gallon, 1709 cu in) capacity.

• See table on pages 86 and 87 for requirements.

LinQ ADVENTURE TUNNEL BAG – 40 L

REV Gen5, REV Gen4 137" and longer

860202444



- 40 liter (10.6 US gallon, 2,441 cu in) capacity.
- Thermoformed hard base and semi-rigid sides and top.
- Cover can be removed for easier access.
- Multiple compartments, separators and fixation points for hooks or bungee cords.
- Inside goggle soft pocket.

• See table on pages 86 and 87 for requirements.

LinQ THERMAL BOX – 16 L

REV Gen5, REV Gen4 (except MXZ Neo), XM, XS, XP, XU (except Grand Touring)

219400964



- Rotomolded design with 16 liter (4.2 US gallon, 976 cu in) capacity.
- High quality foam insulation for optimal performance hot or cold.
- Does not fit with 1+1 backrest.

• See table on pages 86 and 87 for requirements.

LinQ ADVENTURE CARGO BOX – 90 L

REV Gen5, REV Gen4, XM, 146" and up

860202448



- Extra large 90 liter (24 US gallon, 1,465 cu in) capacity.
- Uses 16" LinQ mounts in position 1 and 2.
- Easy on and off.
- 2 LinQ anchors can be added on lid of box to install 16" LinQ accessories or additional storage.
- Rugged and tough rotomolded plastic construction.
- Not compatible with short tunnel.

• See table on pages 86 and 87 for requirements.

LinQ CARGO BOX – 62 L

REV Gen5, REV Gen4 137" and up

860202446



- Standard on Grand Touring Limited model.
- Optional LinQ mounts can be added on top for even more capacity.
- 62 liter (16.3 gallon, 3,765 cu in) capacity.

• See table on pages 86 and 87 for requirements.

LinQ CARGO BOX BAG – 62 L

Fits within LinQ Cargo Box (860202446)

860201635



- Easy to take everything with you on arrival.
- 62 liter (16.3 gallon, 3,765 cu in) capacity.

LinQ CARGO BOX TOP COVER

Fits with LinQ Cargo Box (860202446)

860201808 • Silver
860201768 • Black

- Matches the color of the vehicle perfectly.

LinQ CARGO BOX – 40 L

Fits 137" and longer (except all XU and XS models)

860202442



- Rigid molded plastic construction with integrated design.
- Provides dry, safe storage.
- 40 liter (11 US gallon, 2,441 cu in) capacity.

• See table on pages 86 and 87 for requirements.

CARGO BAG – 80 L	REV Gen5, REV Gen4, XM, XP, XU, Backcountry, Freeride, Renegade, Summit, Tundra, 137" and up	860200801
	<ul style="list-style-type: none"> • Rugged all-purpose utility design. • Sealed PVC construction. • 80 liter (21 US gallon, 4,882 cu in) capacity. 	<ul style="list-style-type: none"> • Integrated attachment system. • Includes rain cover for added resistance to the elements. • Can also double as travel/duffle bag.
LinQ TRAIL PRO BAG – 30 L	REV Gen5, REV Gen4 (except MXZ Neo), XU, XS, XM, XR	860201986
	<ul style="list-style-type: none"> • Premium bag with our highest level of waterproofing. • Watertight zipper (TiZip). • Map holder and quick access storage compartment on lid. • Mesh pocket under the lid for easy, quick access to smaller items. 	<ul style="list-style-type: none"> • Brightly colored interior makes locating items easier. • Lightweight and mounts securely using one set of LinQ anchors. • Expandable capacity of 9 to 30 liters (2-6 US gallons, 550-1,831 cu in). • See table on pages 86 and 87 for requirements.
TRAIL PRO BAG COVER LID	Fits on LinQ Slim Weather Resistant Tunnel Bag, LinQ Deep Snow Pro Bag and LinQ Trail Pro Bag	860202383
	<ul style="list-style-type: none"> • Replacement cover for Trail Pro Bag. • Map holder and quick access storage compartment on lid. • Mesh pocket under the lid for easy, quick access to smaller items. 	
LinQ SR 21 TUNNEL BAG – 21 L	REV Gen5, REV Gen4	860202449
	<ul style="list-style-type: none"> • Semi-rigid expandable LinQ tunnel bag. • 21 liter (5.5 US gallon, 1,282 cu in) capacity. • Can be installed on top of LinQ Stackable Fuel Caddy or behind seat. • Easy one-second on/off tool-less system. 	<ul style="list-style-type: none"> • See table on pages 86 and 87 for requirements.
LinQ SPORT BAG – 17 L	REV Gen5, REV Gen4, XM, XS, XP, XR (except GTX, Grand Touring)	860202447
	<ul style="list-style-type: none"> • 17 liter (4.5 US gallon, 1,037 cu in) capacity. • Rigid bottom, semi-rigid top. • Does not fit on REV-XU Tundra with a rack. 	<ul style="list-style-type: none"> • See table on pages 86 and 87 for requirements.
LinQ TRAIL SEAT BAG – 11 L	REV Gen5 (Trail), REV Gen4 (Narrow) MXZ, Backcountry and Renegade (except Sport models and MXZ Neo)	860201275
	<ul style="list-style-type: none"> • 11 liter (2.9 US gallon, 671 cu in) capacity. • Thermoformed hard plastic base, semi-rigid sides and top. • Vehicles with pull start require the Battery Cover (860201407). 	
LinQ SEAT BAG – 4 L	REV Gen5 (Trail), REV Gen4 (Narrow, except Neo)	860201355
	<ul style="list-style-type: none"> • Integrated storage that stays out of the way. • 4 liter (1 US gallon, 244 cu in) capacity. • Easy on/off. • Can be used with tunnel bags or fuel caddies. 	<ul style="list-style-type: none"> • Vehicles with pull start require the Battery Cover (860201407). • Thermoformed hard plastic base.
HANDLEBAR BAG – 2 L	REV Gen5 (Trail), REV Gen4 without mountain strap (except Neo)	860201565*
	<ul style="list-style-type: none"> • 2.3 liter (0.6 US gallon, 122 cu in) capacity. • Semi-rigid construction. • Mounted sturdily with clamp setup. • Can be removed easily with vehicle's tool. • Inside soft liner. 	<ul style="list-style-type: none"> • Water-resistant. • Thermoformed hard plastic base. • Features a pocket to separate items.

*While supplies last.

STORAGE

LinQ TOOL BOX – 19 L 	REV Gen5, REV Gen4 (except MXZ Neo), XU, XM, XS, XP	715008111
	<ul style="list-style-type: none"> • 19 liter (5 US gallon, 1,160 cu in) capacity. • Weather-resistant design features a sealed cover. 	<ul style="list-style-type: none"> • See table on pages 86 and 87 for requirements.
LinQ SADDLEBAGS – 26 L 	REV Gen5, REV Gen4 16", XP, XR, XM, XS (except Grand Touring, GTX and MXZ X-RS)	860200624
	<ul style="list-style-type: none"> • Premium semi-rigid saddlebags using the LinQ mounting system. • Easy attach and remove. • Can be used in conjunction with additional LinQ mounted accessories at the same time. • 26 liter (6.9 US gallon, 1,587 cu in) capacity, (2 x 13 L (2 x 3.45 US gallon)). 	<ul style="list-style-type: none"> • LinQ Fastener included (715001707). • Requires LinQ Cargo Base kit (860201806) for installation on REV Gen4 16" tunnels (2021 and prior).
TUNNEL BAG – 40 L 	REV-XP, XR, XS, XM, XU Tundra	860200824
	<ul style="list-style-type: none"> • Includes a compartment for the Ski-Doo Shovel (860201919) (not included). • Chassis premarked for easier installation of bag on tunnel. • 40 liter (10.6 US gallon, 2,441 cu in) capacity. • Extension provides more cargo space when required. 	
TUNNEL BAG – 25 L 	REV-XP, XR, XM, XS, XU	860200826
	<ul style="list-style-type: none"> • Uses our cleat and bag retaining system (Patent USD607,313). • Innovative thermoformed tunnel bag, designed for a slick look and rigid structure. • Chassis premarked for easier installation of bag on tunnel. • 25 liter (6.6 US gallon, 1,526 cu in) capacity. 	
MODULAR TUNNEL BAG EXTENSION – 38 L 	REV-XR GTX and Grand Touring, REV-XS Grand Touring	860200173*
	<ul style="list-style-type: none"> • Versatile multi-configuration bag. • Use alone, with or without Fuel Caddy, or with Semi-Rigid Tunnel Bag (860200174). • Installs horizontally or vertically and removes easily. • 38 liter (10 US gallon, 2,319 cu in) capacity. 	
LinQ UTILITY CARGO BOX – 135 L 	REV Gen4 20" and 24"	860202085
	<ul style="list-style-type: none"> • Massive capacity of 135 liter (36 US gallon, 8,238 cu in). • 4 LinQ anchors (860201806) can be added on lid of box to install 16" LinQ accessories or additional storage. • Slots molded in for plywood dividers. • Rugged and tough rotomolded plastic construction. • Integrated axe and saw holders. • Removable/lockable lid. 	<ul style="list-style-type: none"> • Dedicated hooks for bungee cords or elastic net to expand storage capacity on top of the box. • 4 fixation hook points to secure cargo in the box and 4 molded handle features for ease of transportation. • Multi LinQ Plate Retrofit Kit (860202133) required for REV Gen4 Skandic Sport.
EXTRA LARGE XU BAG – 150 L 	REV-XU Skandic, XU Expedition	860201179*
	<ul style="list-style-type: none"> • Extra large 150 liters (40 US gallon, 9,154 cu in) capacity bag shaped to fit utility model racks. • Weather-resistant polyester, includes compartment organizer. 	

CARGO BOX – 75 L

REV-XU Skandic WT, SWT, Expedition SE, LE, Xtreme MY19 and prior

860200395

- 75 liters (19.8 US gallons, 4,577 cu in) capacity.
- Made of durable polyethylene.
- Provides additional secure storage.
- Convenient flip top provides easy access to stored goods.
- Standard on SE 2019 and prior models.

RACK AND NET KIT FOR CARGO BOX**860201025***

- Rack to carry additional items on top of Cargo Box.
- Net to better secure items inside Cargo Box (860200395).

CENTER CARGO BOX – 20 L

REV-XU Skandic and Expedition

860200732*

- 20 liters (5.28 US gallons, 1,221 cu in) capacity.
- Easily interchangeable with passenger seat.
- Provides additional storage space.
- Can be padlocked.
- Can be installed in conjunction with Cargo Box (860200395).

UNDER-SEAT STORAGE BAG

REV-XU Skandic and Expedition

860201063

- Padded bag protects your items and makes them easy to transport.

STORAGE ACCESSORIES**HEATED TANK BAG – 2 L**

REV-XR, XU

860201127*

- Easy-access bag with full-length zipper.
- Map pocket.
- Access gas cap without removing bag.
- 3W heated, insulated pocket for battery-powered electronics, e.g., cell, GPS.
- Access to the 12V plug-in port.
- 2.4 liters (0.6 US gallons, 122 cu in) capacity.
- Includes RCA adaptor plug kit.
- Requires Heated Visor Kit (860201234) (not included but required for installation).

3W HEATER FOR BAGS**515176786**

- Replacement or additional heater for heated bags.

DASHBOARD BAG – 2 L

REV-XP

860201176

- Easy-access bag designed to provide extra storage.
- 2 liters (0.5 US gallons, 116 cu in) capacity.

STORAGE ACCESSORIES

BATTERY COVER

REV Gen4 16" without battery¹Rev Gen5 (Trail), REV Gen4 16" with battery²

860201720

511001210

- Stock on REV Gen4 (Wide).
- ¹Support bracket and plastic cover included.
- ²Plastic cover included.

- Required when installing Comfort Seat (860201551, 860201633) on and REV Gen5 (Trail) and REV Gen4 (Narrow).

BATTERY COVER

REV Gen4 16" (Narrow) without battery¹REV Gen4 16" with battery²

860201407

511001053

- Use in conjunction with LinQ Seat Bag (860201355), LinQ Trail Seat Bag (860201275), LinQ Combo Bag (860201475) or LinQ 1 + 1 Seat System (860202348) on models without a battery.
- Stock on REV Gen5 (Trail) and REV Gen4 (Narrow) with battery.

- ¹Support bracket and plastic cover included.
- ²Plastic cover included.

LOW PROFILE BATTERY COMPARTMENT COVER



REV Gen4 16" without battery

860201505

- Required for REV Gen4 sleds without battery for LinQ Deep Snow Seat Bag (860201274) and for improved aesthetics.

GLOVEBOX FOR ONE-PIECE LIGHTWEIGHT HOOD



REV Gen4 Summit and Freeride (2020-2021), Summit Expert (2022) with one-piece lightweight hood

REV Gen4 Summit and Freeride (2022) with one-piece lightweight hood

860202193

860202572

- Adds storage to one-piece lightweight hoods.
- Provides an additional 4.6 liter (1.2 gallon, 280 cu in) capacity.
- Approximately 2 water bottles or 2 pairs of goggles.
- Easy access for smaller items.

- Bright yellow interior to find objects easier.
- Water resistant.
- Includes new mount to reposition the factory gauge.
- Works with a windshield or deflector.
- Compatible with USB intelligent Power Outlet Kit (860202433) and 12-Volt Power Outlet Kits (860201423).

GLOVEBOX EXTENSION / CELL PHONE HOLDER



REV Gen4

860202072

- Doubles the storage with additional 3.5 liter (0.9 US gallon, 211 cu in) capacity (includes Glovebox Extension (517305966)).
- Can be used with or without windshield.
- Door allows for perfect positioning and mounting of a cell phone.
- Cell phone heater included.
- Requires USB intelligent Power Outlet Kit (860202433) and Harness Extension for Cellphone Holder and USB plug (515178153) for installation.

- For screen size up to 6.4" (16.26 cm) x 3.3" (8.38 cm).
- Fits all cell phones with a 6.4" screen or smaller.
- Works with capacitive and resistive touch screen technology.
- Not compatible with Summit and Freeride with one-piece lightweight hood.
- Does not include cell phone.

GLOVEBOX EXTENSION / GPS SUPPORT




REV Gen4

860201249

- Doubles the storage with additional 4 liter (1 US gallon, 244 cu in) capacity.
- Can be used with or without windshield.
- GPS sold separately.
- Door allows for perfect positioning and mounting of GPS.
- Replaces stock storage compartment cover.

- Not compatible with Summit and Freeride with one-piece lightweight hood.

**GLOVEBOX EXTENSION /
GPS SUPPORT**

860202436

860202501

REV Gen5 (Trail)

REV Gen5 (Deep Snow)

860202436 • 5 liter (1.3 US gallon)**860202501** • 6 liter (1.6 US gallon)

- Increases storage by an additional capacity.
- Door allows for perfect positioning and mounting of GPS.
- Replaces stock storage compartment cover.

- Can be used with or without windshield.
- Garmin Zumo 590 GPS sold separately.
- Ready to receive Cellphone Holder 860202372.

**HARNESS EXTENSION FOR
USB PLUG***(Not illustrated)*

REV Gen4

515178153

- Required for USB intelligent Power Outlet Kit 860202433 when installed on REV Gen4 models.

**GLOVEBOX REPLACEMENT DOOR /
CELLPHONE HOLDER***(Not illustrated)*

Fits with Glovebox Extension (860201249)

860202169

- Replacement door to update Glovebox Extension with a Cellphone Holder.
- Door allows for perfect positioning and mounting of a cell phone.
- Cell phone heater included.
- Requires USB Intelligent Power Outlet Kit (860202433) and Harness Extension for Cellphone Holder and USB plug (515178153) for installation.
- For screen size up to 6.4" (16.26 cm) x 3.3" (8.38 cm).
- Works with capacitive and resistive touch screen technology.

CELLPHONE HOLDER

REV Gen5, REV Gen4

860202372

- New design is independent of the Glove Box Extension door.
- Water resistant door allows for perfect phone positioning.
- Heating element preserves cell phone battery longer.
- Features capacitive and resistive touch screen technology.
- Spring system in back plate automatically adjusts for thickness.
- Fits all cellphones within 7.2" (185 mm) x 3.3" (85 mm) x 0.6" (15 mm) dimensions.

- Works with almost all charger wires.
- Does not include cell phone or charging wires.
- Can be used with or without windshield.
- Requires Glovebox Extension (860202436, 860202501 or 860201249) depending on the vehicle.
- USB intelligent Power Outlet Kit (860202433) required to charge cellphone.
- Requires Harness (515178153) for installation on REV Gen4.

GLOVEBOX LINER

REV Gen4

860201270

- Thermoformed liner has a soft finish interior.
- Features one pocket to separate items.

- Not compatible with Lightweight Hood (860202087).

MULTI LinQ PLATE RETROFIT KIT

Skandic Sport

860202133

- Retrofit to add Multi LinQ Plate on Skandic Sport.
- Allows more LinQ configurations on the tunnel.
- Includes rear double light.

LinQ LOCK**860201968** • Pack of 1 with 2 keys**860202478** • Pack of 2 with 4 keys

- Simple way to lock most LinQ accessories in place.
- Retrofits most LinQ accessories.
- Lock cover prevents snow and ice build-up.

- Not compatible with LinQ Tool Holder, LinQ Working Light, LinQ 4.2 US gal (16L) cooler and LinQ Tool Box.

LINQ ACCESSORIES AND REPLACEMENT PARTS FOR LINQ STORAGE ACCESSORIES

LINQ FASTENER

715001707



- Works with LinQ Snowboard/Ski Rack (860202741) and LinQ Saddlebags (860200624).
- Tool-less installation and removal.
- Sold in pairs.

LINQ CARGO BASE KIT

860201806



- Unique mounting fastener usable on any LinQ System accessory.
- Includes: 2 Cargo LinQ bases and hardware.

LINQ CARGO BASE KIT

REV Gen4 (Wide) 20" and 24" equipped with the Multi LinQ Plate

860202482



- Unique mounting fastener usable on any LinQ System accessory.
- Includes: 2 Cargo LinQ bases and hardware for Multi LinQ Plate (860202133).

LINQ CARGO BASE RETROFIT KIT

REV Gen4 (Wide) 20" and 24" equipped with the Multi LinQ Plate

860201812



- Hardware to fit LinQ Cargo Base Kit on 20" and 24" tunnels with Multi LinQ Plate Retrofit Kit (860202133).

LINQ PROTECTIVE DECAL KIT

REV Gen5, Summit Neo

516010972

REV Gen4 (except Neo)

516008589



- Durable Lexan® decals to protect your tunnel.
- 2 decals included.

LINQ PROTECTIVE DECAL KIT

REV-XS, XM, XP, XU Tundra

860200767



- Replacement item on model years 2013 and up but required for using the LinQ accessories on model years 2012 and prior.
- 2 decals included.

RUBBER LATCH SERVICE KIT FOR LINQ TUNNEL ACCESSORIES

[Not illustrated]

LinQ Tunnel Bags and LinQ Fuel and Oil Caddies.

860201057

LINQ REPAIR KIT T-LOCK ALUMINUM

*[Not illustrated]*860201753* • Left Side
860201754* • Right Side

- Replaces LinQ mechanism.
- Includes lever, T-lock and hardware.

LINQ REPAIR KIT T-LOCK PLASTIC

*[Not illustrated]*860201137 • Left Side
860201138 • Right Side

- Replaces LinQ mechanism.
- Includes lever, T-lock and hardware.

SHIMS FOR LinQ ACCESSORIES

REV-XS, XM, XP, XU 16"

860201432

- Required to fit LinQ accessories on REV-XS, XM, XP and XU Tundra.
- See last column of the chart on page 83 for accessories that require shims.
- Does not fit 120" models.

LinQ ADAPTOR PLATE

REV-XU 20" and 24"

860200945

- Allows installation of LinQ Cargo Base (860201806) on embossed REV-XU tunnels.

SLEIGH, RACKS & HOLDERS

RACKS

LinQ SLEIGH

Fits on vehicles equipped with Tongue Hitch

860202569

- Comes with an easy to retract protective cover that prevents snow intrusion while still allowing the installation of LinQ accessories on the sleigh top.
- LinQ accessories can be installed on top and inside (LinQ Cargo Base Kit not included).
- Made of high-molecular-weight polyethylene.
- 2-part removable cover.
- Rain resistant.
- Carbide ready (860201044).
- Slots for dividers precast in. (Dividers not included.)
- Dimensions 81" (206 cm) L x 33" (84 cm) W x 21" (54 cm) H.
- Volume 485 L (110 US gallons, 29 597 cu in).
- Weight capacity: 750 lb (340 kg) TOTAL (including top); max on top 75 lb (34 kg).
- Spring dampened pull bar.

LinQ UNIVERSAL RACK

REV Gen5, REV Gen4

860202208

- This Universal Rack can make generic accessories LinQ compatible.
- Allows a multitude of products and configurations on LinQ tunnels.
- See table on pages 86 and 87 for requirements.

LinQ UNIVERSAL RACK – OTHER BRANDS

Other brands of vehicles with tunnel of 15" to 17" wide (378 mm to 432 mm)

860202357

- Universal rack designed to fit non-LinQ tunnels (Ski-Doo and competitive brands).
- Install LinQ accessories on non-LinQ compatible tunnels.
- Allows a multitude of products and configurations on almost any sled.
- Double the storage by adding another on longer tunnels.
- Includes installation hardware for side mounting.
- Fits 14.875 to 17 inch (37.8 cm to 43.2 cm) wide tunnels.

RACKS

LinQ REAR CARGO RACK 	REV Gen4 (Wide) 20" and 24"	860201800
	<ul style="list-style-type: none"> • Replaces passenger seat for extra cargo capacity. • Simple attachment. • Retains underseat access with clever hinge system. • Allows use of more LinQ bags. 	
LinQ REAR CARGO RACK 	REV-XU Skandic and Expedition	860200914
	<ul style="list-style-type: none"> • Provides mounting point for LinQ Cargo Base Kit (860201806). • Compatible with LinQ fuel caddies and tunnel bags. • Easily interchangeable with passenger seat. • Provides additional cargo space. 	
CARGO RACK KIT 	REV Gen4 146" Backcountry (except Backcountry X-RS) , Summit SP, Tundra REV Gen4 154" Summit SP, Tundra, Expedition Sport	860202217 860202223
	<ul style="list-style-type: none"> • Maximizes tunnel cargo capacity. • Integrated anchor points for bungees or tie downs. • Adds functionality with mounts for LinQ Tool Holders (860201846). 	
LUGGAGE RACK REINFORCEMENT PLATES 	REV-XM, XP, XR, XS, XU Tundra	860200798
	<ul style="list-style-type: none"> • Additional reinforcement for your long and short rear racks. • Made of high strength steel. • Sold in pairs. 	
CARGO RACK KIT 	REV Gen4 (Wide) 20" Expedition Xtreme and Skandic Sport	860202245
	<ul style="list-style-type: none"> • A convenient way to maximize tunnel cargo space. • Required to install the Chain Saw Holder (860201827). • Includes the rack and hardware. • 1 1/4" Hitch included. 	
REAR RACK EXTENSION 	REV-XU Skandic and Expedition	860200700
	<ul style="list-style-type: none"> • Delivers increased cargo space. • Does not fit with XU Heavy-Duty Rear Bumper (860201106). 	

HOLDERS**LinQ AXE HOLDER**

REV Gen5, REV Gen4, XM, XS, XU, 137" and up

860201854

- Securely mounts on either side of the tunnel using LinQ anchors.
- Universal sizing to fit a wide variety of axes.
- Can be mounted on either side of the vehicle.

CHAIN SAW HOLDER

REV Gen4 (Wide) 20" and 24"

860201827

- Securely mounts to rear of vehicle.
- Retains full function of LinQ accessories, including cargo box.
- Compatible with most blades up to 18".
- Cargo Rack Kit [860202245] required for Expedition Xtreme and Skandic Sport.
- Not compatible with LinQ Adventure Cargo Box [860202448].

LinQ ICE AUGER HOLDER

REV Gen4 (Wide) 20" and 24" except Skandic Sport and Expedition Xtreme

860201828

- Securely mounts to right side of vehicle.
- Easy on/off and installation.
- Retains full function of LinQ accessories.
- Handles augers with up to 10" blades.
- May be installed with Heavy-Duty Hitch Rear Bumper [860201795]

LinQ TOOL HOLDER

REV Gen5, REV Gen4, XS, XM

860201846

- Designed for universal applications.
- Convenient swivel latch allows tools like a shovel to be stored in multiple positions.
- Designed specifically for winter use.
- Sold in pairs.
- See table on pages 86 and 87 for requirements.









SEATS & BACKRESTS

SEATS

WIDETRACK 1-UP HEATED SEAT	REV Gen4 (Wide) 20" and 24"	860202032
	<ul style="list-style-type: none"> Adds warmth in the coldest conditions. Multiple High/Low/OFF settings. 	
WIDETRACK PASSENGER HEATED SEAT	REV Gen4 (Wide) 20" and 24" (Expedition Xtreme and Skandic Sport)	860202033
	<ul style="list-style-type: none"> Complete seat adds warmth for a passenger. 1 + 1 configuration. Includes heated handles. Passenger Backrest (860202036) can be added for more comfort. 	
		<ul style="list-style-type: none"> Same seat as 860202037 with heat added. High/Low/Off settings.
WIDETRACK 2-UP SEAT	REV Gen4 20" and 24"	860202037
	<ul style="list-style-type: none"> Passenger seat to transform into a 1 + 1 configuration. Includes safety handles. Passenger Backrest (860202036) can be added for more comfort. Stock on REV Gen4 Expedition LE, SE. 	
TRAIL WIDE HEATED SEAT WITH STORAGE	REV Gen4 16"	860201633
	<ul style="list-style-type: none"> Adds warmth in the coldest conditions. Multiple High/Low/OFF settings. Same base platform as Trail Wide Seat With Storage (860201551) providing additional hip support via wider cushion design. Integrated rear storage. Battery Cover with Support (860201720) required for REV Gen4 (Narrow) without battery. 	
		<ul style="list-style-type: none"> Battery cover (511001210) required for REV Gen4 (Narrow) with battery. 2 Summit seat posts (510006693) required for installation on REV Gen4 (Narrow) Summit 2020 and prior. 2 seat post (510007122) required for installation on REV Gen4 (Narrow) Summit and all Sport models, 2021 and up.
TRAIL WIDE SEAT WITH STORAGE	REV Gen5 (Trail), REV Gen4 16"	860201551
	<ul style="list-style-type: none"> Provides additional support and length. Provides additional hip support via wider cushion design. Integrated rear storage. Battery Cover with Support (860201720) required for REV Gen4 (Narrow) without battery. Battery cover (511001210) required for REV Gen5 and REV Gen4 (Narrow) with battery. 	
		<ul style="list-style-type: none"> 2 Summit Seat Posts (510006693) required for installation on REV Gen4 (Narrow) Summit 2020 and prior. 2 Seat Posts (510007122) required for installation on REV Gen4 (Narrow) Summit and all Sport models, 2021 and up. Not compatible with Battery Cover (860201407).
NEW TRAIL WIDE HEATED SEAT	REV Gen5 (except Grand Touring), REV Gen4 16" (except Grand Touring)	860202645
	<ul style="list-style-type: none"> Adds warmth in the coldest conditions. High/Low/OFF settings. Same base platform as Trail Wide Seat (860202523). Provides additional hip support via wider cushion design. 	
		<ul style="list-style-type: none"> Compatible with Trail LinQ Passenger Premium Heated Seat and Trail LinQ Passenger Seat. Requires Harness (860202740) to retrofit on REV Gen4.
DEEP SNOW SEAT	REV Gen5, REV Gen4 16"	860202344
	<ul style="list-style-type: none"> Compact design for freedom of movement. Great support for deep snow. Easy tool-less installation. 155 mm (6") height. 	
DEEP SNOW COMPACT SEAT	REV Gen5, REV Gen4 16"	860201736
	<ul style="list-style-type: none"> Developed by Deep Snow expert Carl Kuster. Provides even greater freedom of movement. Lower, narrower and lighter than stock Summit seat. Integrated grip areas. 	

DEEP SNOW ULTRA-COMPACT SEAT	REV Gen5, REV Gen4 16"	860202221
	<ul style="list-style-type: none"> • Ultra-compact design for active riders. • Our smallest, lightest seat at 1.27 kg (2.8 lb.). • Allows easier side-to-side changes. • 100 mm (4") height. 	<ul style="list-style-type: none"> • Provides great freedom of movement. • Gripper style vinyl resists wear and tear and provides better control. • Stock on the Summit X with Expert package.
NEW TRAIL NARROW SEAT	REV Gen5 [except Grand Touring], REV Gen4 16" [except Grand Touring]	860202644
	<ul style="list-style-type: none"> • Compact design for freedom of movement. • Excellent support for trail riding. 	<ul style="list-style-type: none"> • Easy toolless installation. • Compatible with Trail LinQ Passenger Premium Heated Seat (860202536) and Trail LinQ Passenger Seat (860202325).
TRAIL LinQ 1 + 1 SEAT WITH BACKREST	REV Gen5, REV Gen4 16"	860202348
	<ul style="list-style-type: none"> • The ultimate in modular seating. • Allows quick changes between 1-up and 2-up riding. • Ergonomically correct positions for driver and passenger. 	<ul style="list-style-type: none"> • Two easy tool-less steps: 1 – Clip in seat. 2 – Add LinQ 1 + 1 Backrest. • Battery Cover with Support (860201407) required for vehicle without battery.
TRAIL LinQ 1 + 1 SEAT WITH BACKREST	REV-XM, XS, XP, XR [except GTX, Grand Touring], XU Tundra	860202347
	<ul style="list-style-type: none"> • The ultimate in modular seating. • Allows quick changes between 1-up and 2-up riding. • Ergonomically correct positions for driver and passenger. 	<ul style="list-style-type: none"> • Two easy tool-less steps: 1 – Clip in seat. 2 – Add LinQ 1 + 1 Backrest.
TRAIL WIDE SEAT	REV Gen5, REV Gen4 16" [except Grand Touring]	860202523
	<ul style="list-style-type: none"> • Longer, wider and flatter design provides more hip support. • Modular design allows easy installation of Trail LinQ Passenger Seat. • Seat mounting posts included. 	
NEW TRAIL LinQ PASSENGER PREMIUM HEATED SEAT	REV Gen5 [except Grand Touring], REV Gen4 16" [except Grand Touring]	860202536
	<ul style="list-style-type: none"> • The ultimate modular seating solution. • Quickly changes from riding solo to riding with a passenger. • Provides comfortable, ergonomically correct positions for both driver and passenger. • Includes heated seat, heated handles and accessory plug in. • Compatible with LinQ locking system. 	<ul style="list-style-type: none"> • Passenger Backrest (860202659) is included. • Requires LinQ 1 + 1 Rack (860202785 or 860202414) for installation. • Requires Trail Wide Seat (860202523) or Trail Narrow Seat (860202644) or Trail Wide Heated Seat (860202645) for installation on Summit, Freeride, Tundra, REV Gen4 Renegade (Enduro and Sport).
TRAIL LinQ PASSENGER SEAT	REV Gen5, REV Gen4 16" [except Grand Touring]	860202325
	<ul style="list-style-type: none"> • The ultimate modular seating solution. • Quickly changes from riding solo to riding with a passenger. • Provides comfortable, ergonomically correct positions for both driver and passenger. • Easy tool-less clip in attachment with the LinQ system. • Compatible with LinQ Lock. 	<ul style="list-style-type: none"> • Requires LinQ 1 + 1 Rack (860202785 or 860202414) for installation. • Requires Trail Wide Seat (860202523) or Trail Narrow Seat (860202644) or Trail Wide Heated Seat (860202645) for installation on Summit, Freeride, Tundra, REV Gen4 Renegade (Enduro and Sport).
LinQ 1 + 1 RACK	REV Gen5 850 E-TEC Turbo R REV Gen5, REV Gen4 16" [except Grand Touring and 850 E-TEC Turbo R]	860202785 860202414
	<ul style="list-style-type: none"> • Required for Trail LinQ Passenger Seat use. • Great looks with or without the passenger seat mounted. • Provides an additional LinQ position (for soft accessories only) when passenger seat isn't in use. 	<ul style="list-style-type: none"> • Made of lightweight die cast aluminum.
TRAIL 1 + 1 SEAT	REV Gen5, REV Gen4 16" [except Grand Touring and Expedition]	860201766
	<ul style="list-style-type: none"> • Quick, easy installation and ideal ergonomics for driver and passenger. • Full tunnel capacity is maintained and allows additional accessories to be added. 	<ul style="list-style-type: none"> • Battery Cover with Support (860201407) required for vehicle with rewind.

SEATS

TRAIL 1 + 1 SEAT 	REV-XM, XS, XP, XR (except GTX, Grand Touring), XU Tundra	860200665
	<ul style="list-style-type: none"> • Quick, easy installation and ideal ergonomics for driver and passenger. • Full tunnel capacity is maintained and allows additional accessories to be added. 	
NEW LinQ PASSENGER SEAT HEATED GRIPS 	REV Gen5 (except Grand Touring), REV Gen4 (except Grand Touring)	860202535
	<ul style="list-style-type: none"> • Provides heat to the passenger grips. • Easy to disconnect when removing passenger seat. 	
LinQ PASSENGER SEAT HEATED GRIPS 	REV Gen4 16" with 1 + 1 seat and passenger seat with handles, REV Gen4 (Wide) 20" and 24" with passenger seat with handles	860201840
	<ul style="list-style-type: none"> • Allow your passenger to ride in comfort in all conditions. • Easy unplug. • Requires Seat Wiring Harness (515178588) for installation on REV Gen4 (Wide) 20" and 24" models. 	
TRAIL SHORT 2-UP SEAT 	REV-XP, XR, XM, XS, XU Tundra	860201314
	<ul style="list-style-type: none"> • Extended seat providing convenient 2-up riding. • Complete seat assembly with passenger strap. • Replaces existing seat in seconds. • Ideal use with LinQ Snowboard/Ski Rack (860202741). 	
TRAIL SHORT 2-UP SEAT 	REV Gen5 (Trail), REV Gen4 16"	860202220
	<ul style="list-style-type: none"> • Longer seat allows for a passenger while being more compact than the 1+1 seat. • Easy, tool-less installation. • Complete assembly features a passenger strap. • Tunnel capacity is maintained for additional accessories. 	<ul style="list-style-type: none"> • 180 mm (7") height. • Battery Cover with Support (860201720) required for REV Gen4 (Narrow) without battery. • Battery Cover with Support (511001210) required for Neo and REV Gen4 (Narrow) with battery.
NEW PASSENGER BACKREST 	REV Gen5 (except Grand Touring), REV Gen4 (except Grand Touring and Tundra)	860202659
	<ul style="list-style-type: none"> • Passenger backrest compatible with WideTrack 2 up Seat (860202037) and Trail LinQ Passenger Seat (860202325) for more comfort. 	
PASSENGER BACKREST 	REV Gen4 20" and 24"	860202036
	<ul style="list-style-type: none"> • Passenger backrest to complement the Passenger Seat (860202037) for added back comfort. • Passenger Seat required for installation. • Stock on REV Gen4 Expedition LE, SE. 	
PASSENGER MUFFS FOR 1 + 1 SEAT 	REV Gen4, XS, XM 2018 and prior with 1+1 Seat	860200831* 860201028**
	<ul style="list-style-type: none"> • Muffs fit snugly around the passenger handles and provide total warmth even on the coldest days. • Easy to install and remove. 	<i>*Fits seat with handles and handguards.</i> <i>**Fits seat with handles only.</i>

PASSENGER MUFFS FOR 1 + 1 SEAT

REV Gen5 (Trail), REV Gen4, XS, XM 2019 and up with 1+1 Seat.

860201929

- Ultra warm passenger muffs with fleece liner.
- Designed for extreme cold conditions.
- Easy to remove in warmer weather.
- Fits with REV Gen4 new handles.

HEATED GRIPS WITH GUARDS FOR 1 + 1 SEAT

REV-XS, XM 2016 and up

860201322

- Allow your passenger to ride in comfort in all conditions.
- Self disconnect.

BACKRESTS**LinQ 1 + 1 SEAT BACKREST**

REV Gen5 (Trail), REV Gen4 16"

860202346

REV-XM, XS, XP, XR (except GTX, Grand Touring), XU Tundra

860202349

- Option for 1 + 1 Seat when not sold as a kit.
- Can be locked using a padlock (not included).

LinQ 1 + 1 BACKREST ANCHOR BASE KIT

REV Gen5 (Trail), REV Gen4 16"

860202059

REV-XM, XS

860202060

- Allows installation of LinQ 1 + 1 Backrest on more than one vehicle.

RUBBER LATCH FOR LinQ 1 + 1 BACKREST*(Not illustrated)*
510005617 • Left Side
510005618 • Right Side
ADJUSTABLE BACKREST

REV-XP, XR, XM, XS, XU Tundra

860200823

- Adjustable and works in conjunction with 2-Up Seat (860201314).
- Positionable for passenger or driver use.
- Rigid steel frame and integrated foam pad.
- Easy, tool-less removal when not needed.

PASSENGER SEAT / BACKREST

REV-XU Skandic, XU Expedition

619400068**PASSENGER BACKREST**

REV-XU Skandic, XU Expedition

860200060

- Enhances the comfort level of your seat by adding this backrest option.

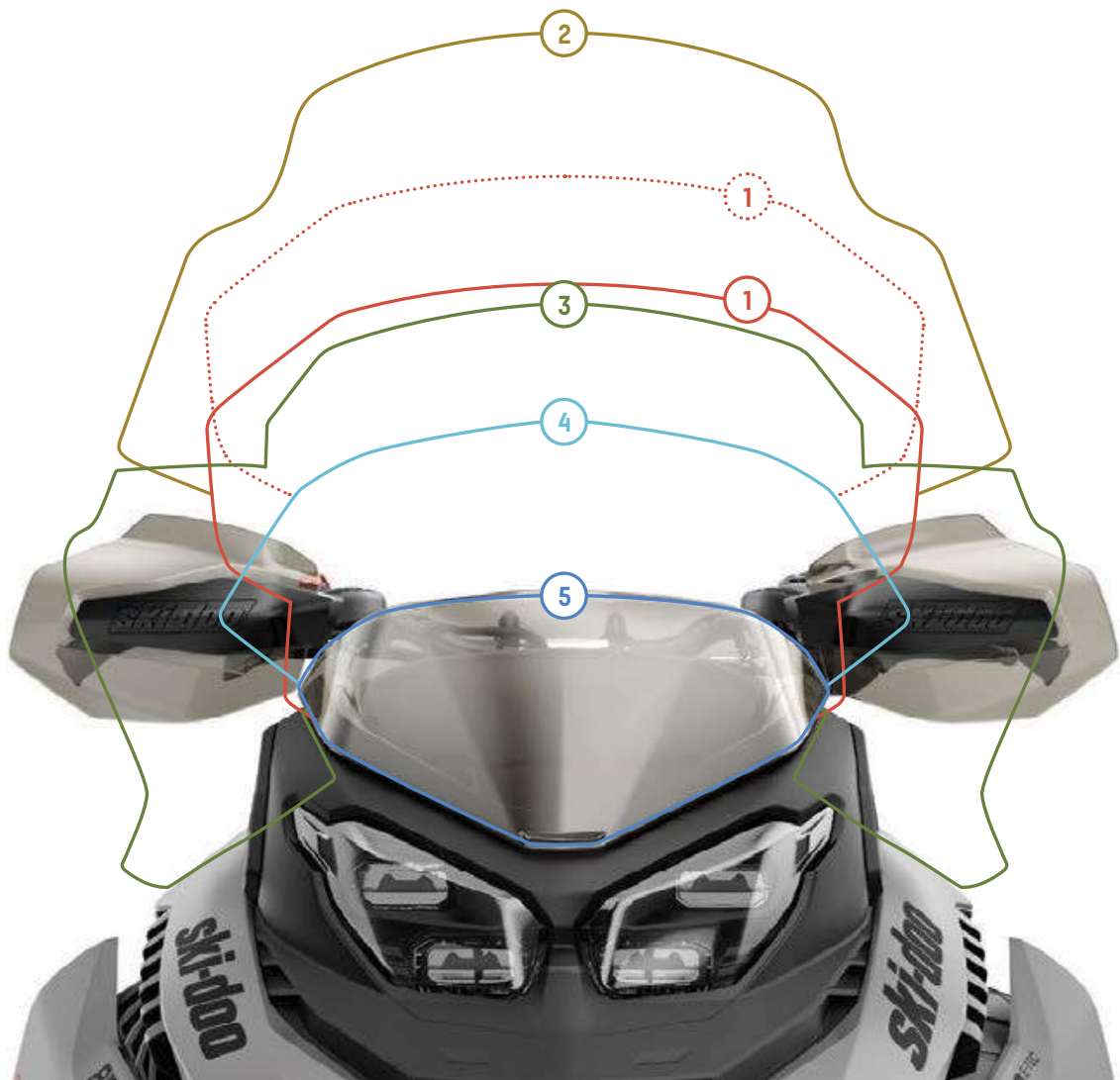
WINDSHIELDS & WIND PROTECTION

// EASILY CHOOSE YOUR IDEAL WINDSHIELD

REV GEN5

ADJUSTABLE WINDSHIELDS		LOWEST POSITION	HIGHEST POSITION
① MEDIUM TO HIGH	860202615	17" (44 cm)	21" (54 cm)

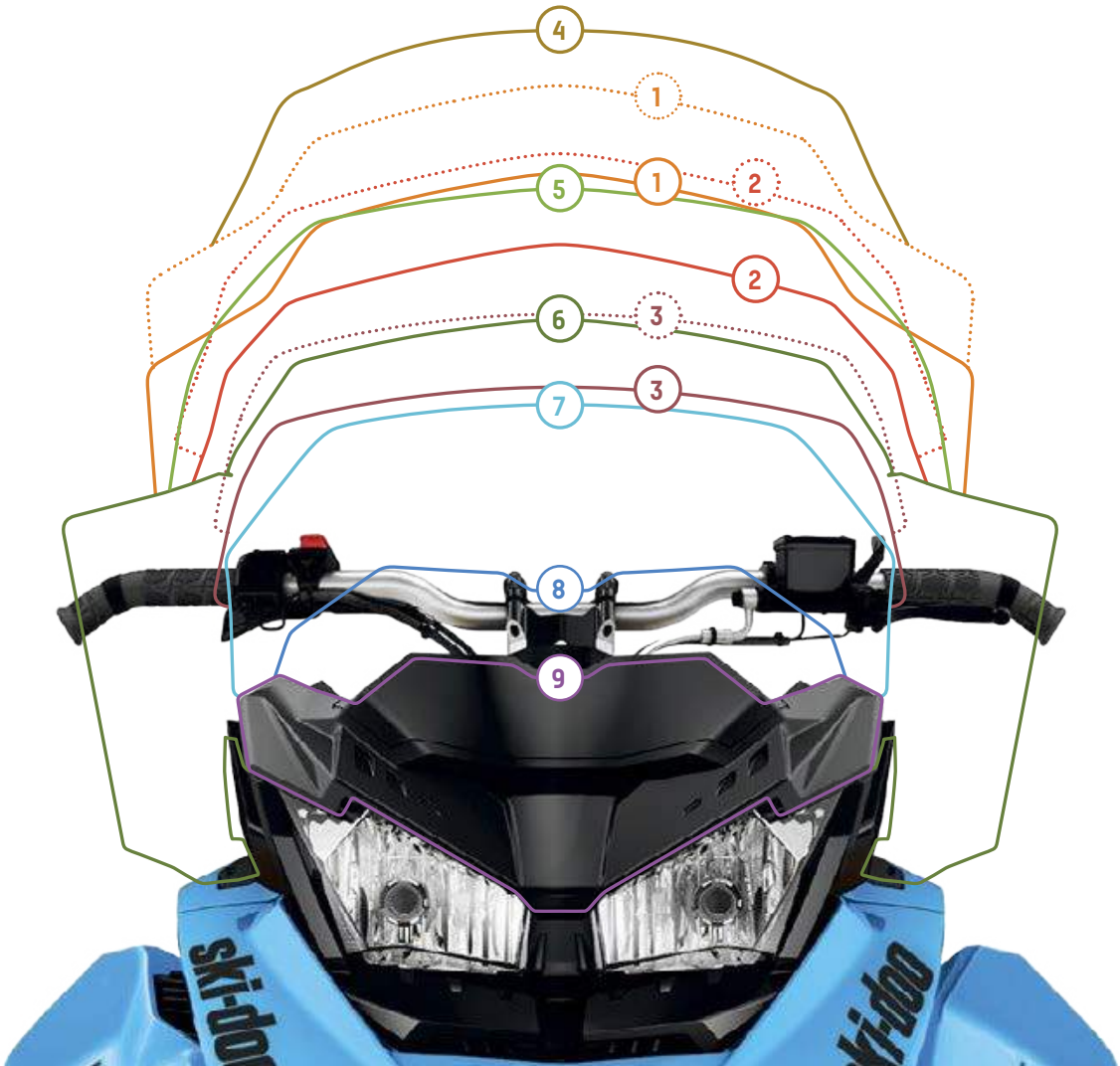
WINDSHIELDS		HEIGHT
② ULTRA HIGH	860202435	25" (64 cm)
③ MEDIUM	860202471	17" (44 cm)
④ LOW	860202470	16" (40 cm)
⑤ ULTRA LOW	860202624	8" (22 cm)










REV GEN4

ADJUSTABLE WINDSHIELDS		LOWEST POSITION	HIGHEST POSITION
① HIGH TO ULTRA HIGH	860201782	23" [58.5 cm]	27" [68.5 cm]
② MEDIUM TO HIGH	860201493	19" [48.5 cm]	23" [58.5 cm]
③ LOW TO MEDIUM	860201820	14.5" [37 cm]	17" [43 cm]

WINDSHIELDS		HEIGHT
④ ULTRA HIGH	860202124	27.5" [70 cm]
⑤ HIGH	860201495	23" [58.5 cm]
⑥ MEDIUM	860201258	17" [43 cm]
⑦ LOW	860201448 / 860202472	14" [36 cm]
⑧ ULTRA LOW	860201259	8" [20 cm]
⑨ CENTRAL DEFLECTOR	517305875	For REV Gen4 platform



REV GEN5

NEW ULTRA LOW WINDSHIELD	●	REV Gen5 (Trail)	860202624 • Dark Smoke
	<ul style="list-style-type: none"> • Ultra low height 8" (22 cm) in length. • Additional wind protection with integrated style. • Injection molded for clarity. • Includes windshield support. 		
LOW WINDSHIELD	●	REV Gen5 (Trail)	860202470 • Smoke
	<ul style="list-style-type: none"> • Low height – 16" (40 cm) in length. • Offers additional wind protection with integrated style. • Injection molded for clarity. • Includes windshield support. 		
LOW WINDSHIELD		REV Gen5 (Deep Snow)	860202602 • Smoke
	<ul style="list-style-type: none"> • Low height – 19" (48 cm) in length. • Offers additional wind protection with integrated style. • Compatible with Powder Deflector. 		
MEDIUM WINDSHIELD	●	REV Gen5 (Trail)	860202471 • Smoke
	<ul style="list-style-type: none"> • Medium height – 17" (44 cm) in length. • Offers additional wind protection with integrated style. • Injection molded for clarity. • Compatible with Windshield-Mount Mirrors [860202679]. • Complete kit includes windshield, side deflectors, windshield support and hardware. 		
NEW ADJUSTABLE WINDSHIELD – MEDIUM TO HIGH	●	REV Gen5 (Trail)	860202615 • Smoke
	<ul style="list-style-type: none"> • Adjustable range of 17" (44 cm) to 21" (54 cm). • Lever allows quick changes to amount of wind protection. • Compatible with Glove Box Extension [860202436]. • Compatible with Windshield-Mount Mirrors [860202679]. • Includes Windshield Support [517307974]. • Side Deflectors [860202437] required for installation. 		
NEW ULTRA HIGH WINDSHIELD	●	REV Gen5 (Trail)	860202435 • Smoke
	<ul style="list-style-type: none"> • 25" (64 cm) in length. • Additional wind protection with integrated style. • Compatible with Windshield-Mount Mirrors [860202679]. • Includes Windshield Support. • Side deflectors [860202437] required for installation. 		
NEW WINDSHIELD SIDE DEFLECTOR KIT		REV Gen5 (Trail) for medium and higher windshields	860202437 • Smoke
	<ul style="list-style-type: none"> • Added wind protection for Medium and higher height windshields. • Compatible with Windshield-Mount Mirrors [860202679]. 		

WINDSHIELD SIDE DEFLECTOR KIT

REV Gen5 (Trail) for low and ultra low windshields

860202469 • Smoke

- Added wind protection for use with low and ultra low height windshields.

POWDER DEFLECTOR

REV Gen5 (Deep Snow)

860202601 • Smoke

- Deflects snow to the sides and away from the rider's face.
- Compatible with Low Windshield.

NEW WINDSHIELD SUPPORT

REV Gen5 (Trail) for medium and medium to high adjustable windshield

517307974**LOW WINDSHIELD**

Youth 120 and 200

860202570 • Smoke

- Low height – 14" (36 cm) in length.
- Offers protection with integrated style.
- Thermoformed molded for clarity.

REV GEN4**ADJUSTABLE WINDSHIELD
LOW TO MEDIUM**

REV Gen4

860201820 • Smoke

- Quickly change your level of wind protection with the flip of a lever.
- Compatible with Glove Box Extension (860201249).
- Adjustable range of 14.5" (37 cm) to 17" (43 cm).
- Windshield support included.

**ADJUSTABLE WINDSHIELD
MEDIUM TO HIGH**

REV Gen4

860201493 • Smoke

- Quickly change your level of wind protection with the flip of a lever.
- Compatible with Glove Box Extension (860201249).
- Adjustable range of 19" (48.5 cm) to 23" (58.5 cm).
- Side deflectors and windshield support not included.
- Not compatible with One-Piece Lightweight Hood and Handguards.

**ADJUSTABLE WINDSHIELD –
HIGH TO ULTRA HIGH**








REV Gen4

860201782 • Smoke








- Quickly change your level of wind protection with the flip of a lever.
- Compatible with Glove Box Extension (860201249).
- Adjustable range of 23" (58.5 cm) to 27" (68.5 cm).
- Side deflectors and windshield support not included.
- Not compatible with One-Piece Lightweight Hood and Handguards.

REV GEN4

ULTRA LOW WINDSHIELD	●	REV Gen4	860201259 • Smoke
	<ul style="list-style-type: none"> • 8" (20 cm) in length. • Sporty and aggressive look. • Windshield support not included. 		
LOW WINDSHIELD	●	REV Gen4	860201448 • Smoke
	<ul style="list-style-type: none"> • 14" (36 cm) in length. • High quality, best durability. • Includes low windshield support. 		
LOW WINDSHIELD	●	REV Gen4	860202472 • Dark Smoke
	<ul style="list-style-type: none"> • 14" (36 cm) in length. • High quality, best durability. • Includes low windshield support. 		
MEDIUM WINDSHIELD KIT	●	REV Gen4	860201258 • Smoke
	<ul style="list-style-type: none"> • 17" (43 cm) in length. • Offers a generous amount of protection with integrated style. • Injection molded for clarity. • Compatible with Windshield-Mount Mirrors. <ul style="list-style-type: none"> • Complete kit includes windshield, side deflectors, windshield support and hardware. • Not compatible with One-Piece Lightweight Hood. 		
HIGH WINDSHIELD	●	REV Gen4	860201495 • Smoke
	<ul style="list-style-type: none"> • 23" (58.5 cm) in length. • Side deflectors and windshield support not included. • Compatible with Windshield-Mount Mirrors. <ul style="list-style-type: none"> • Not compatible with One-Piece Lightweight Hood and Handguards. 		
ULTRA HIGH WINDSHIELD	●	REV Gen4	860202124
	<ul style="list-style-type: none"> • New shape. • 27.5" (70 cm) length. • Provides maximum wind protection. • Side deflectors and support not included. • Compatible with Windshield-Mount Mirrors. <ul style="list-style-type: none"> • Not compatible with One-Piece Lightweight Hood and Handguards. 		
WINDSHIELD SIDE DEFLECTOR KIT		REV Gen4 – For low and ultra low windshields	860201449 • Smoke
	<ul style="list-style-type: none"> • Increases wind deflection for windshields. • Compatible with Adjustable Windshield – Low to Medium (860201820). <ul style="list-style-type: none"> • Not compatible with One-Piece Lightweight Hood. 		

WINDSHIELD SIDE DEFLECTOR KIT	REV Gen4 – For low and ultra low windshields	860202473 • Dark Smoke
	<ul style="list-style-type: none"> Increases wind deflection for windshields. Compatible with Adjustable Windshield – Low to Medium (860201820). 	<ul style="list-style-type: none"> Not compatible with One-Piece Lightweight Hood.
WINDSHIELD SIDE DEFLECTOR KIT	REV Gen4 – For medium and higher windshields	860201256 • Smoke
	<ul style="list-style-type: none"> Increased wind deflection for windshields. Compatible with Windshield-Mount Mirrors. Not compatible with Handguards. 	
SIDE PANEL DEFLECTOR KIT	REV Gen4 (Wide) 16"	860201879 • Smoke
	<ul style="list-style-type: none"> Added wind protection. Standard on the Grand Touring Limited. 	
WINDSHIELD SUPPORT	REV Gen4 – For ultra low and low windshields	517305749 • Black 517306380 • Manta Green 517306375 • Sunburst Yellow
		
WINDSHIELD SUPPORT	REV Gen4 – For medium and high windshields	517306183 • Black 517306456 • Sunburst Yellow
	<ul style="list-style-type: none"> Not compatible with One-Piece Lightweight Hood. 	
CENTRAL DEFLECTOR	 REV Gen4	517305875 • Black 517306432 • Sunburst Yellow 517306433 • Manta Green 517306473 • White Bright 517306697 • Lava Red 517306764 • Orange Crush 517307054 • Labrador Blue 517307061 • Nordic Teal 517307383 • Catalyst Grey
REV-XS & REV-XM		
ULTRA LOW WINDSHIELD	REV-XM, XS	860200901 • Smoke
	<ul style="list-style-type: none"> 6" (15 cm) in length. 	

REV-XS & REV-XM

MEDIUM SPORT PERFORMANCE FLARED WINDSHIELD	REV-XM, XS	860200696 • Smoke	
	<ul style="list-style-type: none">• 12" [31 cm] in length.• One piece with integrated deflectors.		
MEDIUM INJECTED WINDSHIELD AND SIDE DEFLECTOR KIT	REV-XM, XS	860200759 • Smoke	
	<ul style="list-style-type: none">• 13.5" [34 cm] in length.• Offers a generous amount of protection with integrated style.• Medium side deflectors ready to receive Windshield Mirrors (860200694).• Includes medium windshield support.		
HIGH WINDSHIELD	REV-XM, XS	860200928 • Smoke	
	<ul style="list-style-type: none">• 18" [46 cm] in length.• Side deflectors and windshield support not included.		
ULTRA HIGH WINDSHIELD	REV-XM, XS	860201185 • Clear	
	<ul style="list-style-type: none">• 24" [60 cm] in length.• Our largest sport windshield ever.• One piece with integrated deflectors.• Maximum wind protection, for extreme cold conditions.		
WINDSHIELD SIDE DEFLECTOR KIT	REV-XM, XS – For low and ultra low windshields	860201012 • Smoke	
	REV-XM, XS – For medium and high windshields	860200912 • Smoke	
	<ul style="list-style-type: none">• Increases wind deflection for windshields.• Ready for Windshield Mirrors (860200694).		
WINDSHIELD SIDE DEFLECTOR KIT	REV-XM, XS – For medium and higher windshields	860201221 • Smoke	
	<ul style="list-style-type: none">• Adds lower body wind protection.• Ready for Windshield Mirrors (860200694).• Standard on 2016-2019 Grand Touring Sport.		
WINDSHIELD BASE	REV-XM, XS – For ultra low, low and one-piece windshields	517305403 • Grey	517305948 • Lava Red
		517305617 • Manta Green	517305952 • White
		517305808 • Sunburst Yellow	860200937 • Black
	REV-XM, XS – For medium and high windshields	860200944 • Black	
	<ul style="list-style-type: none">• Colored plastic trim.• Hardware not included.		

REV-XP**ULTRA LOW FIXED WINDSHIELD**

REV-XP

860200646 • Smoke with X graphic

- 6" (15 cm) in length.

LOW WINDSHIELD AND SIDE DEFLECTOR KIT

REV-XP

860200545 • Smoke

- 12" (30 cm) in length.
- Same complete kit as found on the 2011–2012 X package models.
- Retrofittable on earlier REV-XP snowmobile models.
- Includes low windshield, side deflector and base kit.

MEDIUM WINDSHIELD KIT

REV-XP

860200478 • Smoke

- Includes medium injected windshield, dark smoke side deflector kit and base kit.

SPORT PERFORMANCE FLARED WINDSHIELD

REV-XP

860200547 • Smoke

- 17.5" (44.5 cm) in length.
- One piece with integrated side deflectors.
- Complete with base mounting kit.

WINDSHIELD SIDE DEFLECTOR KIT

REV-XP

860200084 • Dark Smoke

- For medium and high windshields.
- Increases wind deflection.

WINDSHIELD BASE KIT

REV-XP

860200089 • Black

- For ultra low and low windshields.
- Plastic trim for windshields.

WINDSHIELD BASE KIT

REV-XP

860200091 • Black

- For medium, high and ultra high windshields.
- Plastic trim for windshields.

REV-XR & REV-XU

SPORT PERFORMANCE FLARED WINDSHIELD

REV-XR, XU

860200453* • Smoke



- 14" (35.6 cm) in length.
- One piece with integrated side deflectors.
- Top flare maximizes wind protection and redirects snow in deep powder conditions.
- Complete with base mounting kit.

EXTRA HIGH ONE-PIECE WINDSHIELD

REV-XR, XU

860201000 • Clear



- 23" (58 cm) in length.
- One piece with integrated deflectors.
- Maximum wind protection, for extreme cold conditions.
- Ready to receive Windshield-Mount Mirrors (517305787).
- No windshield base required.

WINDSHIELD SIDE DEFLECTOR KIT

REV-XR, XU

860200234* • Smoke



- Increased wind deflection for windshields.

Note: Fits medium and high windshields using base kit (860200229).

WINDSHIELD BASE KIT

REV-XR, XU

860200229 • Black



- For medium and high windshields.
- Black plastic trim.

WINDSHIELD BASE KIT

REV-XR, XU

860200230 • Black



- For extra high and ultra high windshields.
- Black plastic trim.

HANDGUARDS & HANDLEBAR

HANDGUARDS

FLEXIBLE HANDGUARDS

REV Gen5, Youth 120, 200, REV Gen4, XS, XM, XP, XR, XU

860201561 • Black



- Designed to withstand roll-overs and tough boondocking conditions.
- Feature smaller size deflector made of flexible material.
- Mounts feature a flexible base.
- Does not fit with medium to ultra high windshields.
- Fits with Pivoting Mirror Kit for Handguards (860200893).

HANDGUARDS

REV Gen5, REV Gen4, XS, XM, XP, XR, XU

860200789 • Clear

860202474 • Dark Smoke



- Design delivers better protection and great style.
- Comes with Black/Grey colored interchangeable caps and holding arm.
- Appropriate for trail riding.
- Sold in pairs.
- Does not fit with medium to ultra high windshields.

NEW XL HANDGUARD KIT

REV Gen5, REV Gen4

860202636



- Design delivers extra protection and great style.
- Includes black / grey colored interchangeable caps and holding arm.
- Compatible with Pivoting Mirror Kit For Handguards (860200893) and LED Signal Lights (860202619).
- Sold in pairs.
- Does not fit with Medium to Ultra High Windshields (fixed or adjustable).

NEW XL TRANSPARENT HANDGUARD

REV Gen5, REV Gen4

860202617



- Design delivers extra protection and great style.
- Replaces stock flexible or transparent handguards for better wind protection.
- Compatible with Pivoting Mirror Kit For Handguards (860200893) and LED Signal Lights (860202619).
- Sold in pairs.
- Does not fit with Medium to Ultra High Windshields (fixed or adjustable).

HANDGUARD EXTENSION KIT

Vehicles with Transparent Handguards or Dark Smoke Handguards

860200781



- Semi-rigid, won't collapse at high speed.
- Delivers additional hand protection from the elements.
- Can be installed and removed in seconds.

HANDGUARD CAPS

Vehicles with Transparent Handguards, Dark Smoke Handguards or Flexible Handguards

860201344 • Sunburst Yellow / Black

860201345 • Race Orange / Black

860201346 • Black / Grey

860201347 • White / Black

860201648 • Lava Grey

860201457 • Orange Crush / Black

860201649 • Manta Green / Black

860202098 • Octane Blue / Black



- Colored caps let you customize your look.
- Sold in pairs.

HANDLEBAR ACCESSORIES

NEW ADJUSTABLE BRAKE LEVER

REV Gen5, REV Gen4

860202222



- Toolless design adjusts easily.
- Shape and size is optimized for 1 or 2 fingers.
- Total adjustment range of 20 mm/0.8 inches.
- Up to 15.5 mm/0.6" closer or 4.5mm/0.18" farther away vs. standard lever.
- Stock on Rev Gen5 Freeride and Expert models.

DEEP SNOW LOW GRAB HANDLE

REV Gen5, REV Gen4

860201975



- Provides more freedom of movement in active riding.
- Standard on Summit X with Expert package 2020 and up. Standard on Summit and Freeride 2021 and up.
- Not compatible with Handlebar Bag (860201565).

GRAB HANDLE	REV Gen5, REV Gen4	860202035
	<ul style="list-style-type: none"> Molded rubber grab handle used for side-hilling maneuvers. Not compatible with Handlebar Bag (860201565). 	
NEW EASY THROTTLE	REV Gen5, REV Gen4 (except 600 ACE, 900 ACE and 900 ACE Turbo) (except Neo)	860202719
	<ul style="list-style-type: none"> Less hand fatigue. Throttle closer to the bars allowing a better grip on the handlebar. 20% reduction in pressure to use. Included on Neo+. 	
NEW PERFORMANCE SMALL DIAMETER HANDLEBAR	REV Gen5, REV Gen4	NEW 860202722 • Black 860201974 • Silver
	<ul style="list-style-type: none"> Narrow design used for more agile precise maneuvers found in mountain applications or in trail applications ideal for smaller hand grip. Smaller diameter provides a lighter, easier grip. 20 mm (0.79 in) grip, 22 mm (0.87 in) clamper diameter at riser. Less hand fatigue. Heater elements and grips included and installed. 	
DEEP SNOW PERFORMANCE GRIPS	Fits with Performance Small Diameter Handlebar	860202096
	<ul style="list-style-type: none"> Aggressive pattern for extra grip. 20 mm (0.79 in) inner diameter grip. 	
HANDLEBAR PAD	REV Gen5, REV Gen4 – Vehicles without grab handle	860201581
		
HANDLEBAR MUFFS	Does not fit vehicles with handlebar pad (860201581) Fits with all handguards 2015 and up	860201144*
	<ul style="list-style-type: none"> Ultra-warm handlebar muffs with fleece liner. Designed for extreme cold conditions. Easy to remove in warmer weather. Can be used on handlebars with or without handguards and mirrors. Inner skeleton allows muffs to keep their shape and gives more space for hand movement. Transparent section allows visibility and easy manipulation of control switches. <p><i>Note: Never use handlebar muffs with finger throttle lever.</i></p>	
HANDLEBAR MUFFS	REV Gen5, REV Gen4, (except Grand Touring 2016 and up)	860202207
	<ul style="list-style-type: none"> Ultra-warm muffs with faux-fur liner for extreme cold conditions. Thermoformed construction allows muffs to keep their shape and provides more space for hand movement. Robust attachment system with magnetic opening and closure. Easy to install and remove with gloves on. Large transparent section allows visibility of control switches. <p><i>Note: Never use handlebar muffs with finger throttle lever.</i></p>	
BRAKE RESERVOIR GUARD	REV Gen5 (Deep Snow), REV Gen4 Summit and Freeride	860202519
	<ul style="list-style-type: none"> Increases impact protection for the brake reservoir. Window to see fluid level. Cast aluminum construction. Detailed technical finish. 	

TRAIL PERFORMANCE GRIPS

REV Gen5, REV Gen4, XM, XS, XU

860201802

- Aggressive pattern for extra grip.
- 22 mm (0.87 in) inner diameter grip.

- Doesn't fit on Performance Small Diameter Handlebar [860201974 or 860202722].

MIRRORS

PIVOTING MIRROR KIT FOR HANDGUARDS

Vehicles with Transparent Handguards, Dark Smoke Handguards, Flexible Handguards or XL handguards

860200893

- Perfectly integrated design and style.
- Mirrors fold away when not in use for easy storage or when covering vehicle.
- Sold in pairs.

WINDSHIELD-MOUNT MIRRORS

REV Gen5 (Trail) for medium and higher windshields

860202679

- Mirror shape creates well integrated look.
- Mounts on medium windshield side deflectors and can be adjusted for 1-up or 2-up riding.
- Mirrors can fold away when not in use for easy storage or when covering vehicle.

WINDSHIELD-MOUNT MIRRORS

REV Gen4 with medium and higher windshields

860201285

- Mirror shape creates an integrated look.
- Mounts on medium and higher windshield side deflectors and can be adjusted for 1-up or 2-up riding.
- Mirrors can fold away when not in use for easy storage or when covering vehicle.

WINDSHIELD-MOUNT MIRRORS

REV-XU, XR [with extra high one-piece windshield]

517305787

- 3" [7.6 cm] round reflector with adjustable angle.

MIRROR KIT

REV-XM, XS, XP, XR, XU [with medium and higher windshield side deflectors]

860200694

- Windshield extension mount design.
- Sold in pairs.

MIRROR KIT

REV-XM, XS [except 1200]

860200607

- Side panel mount design.
- Sold in pairs.
- Premarked side panels make installation easier.

ADJUSTABLE RISERS & EXTENSION KITS

// ADJUSTABLE RISERS

- Instantly modify your handlebar height to adapt to changing riding conditions.
- Utilize the lower position for trail/sit-down riding: extend to maximum height in seconds for stand-up riding.
- No tools required to make the adjustment, just flip the lever.
- Patent pending US20150360713A1.
- Work with all stock cable except MXZ/Renegade/Backcountry 2017–2018.



// EXTENSION KIT

- Handlebar Extension Kit to fit all riding styles.

ADJUSTABLE RISERS

MODELS	PACKAGES	ENGINES	860201834	860201549	
			(125-165 mm)	(155-210 mm)	
SUMMIT	[Adrenaline, Edge and SP] with 165 mm riser (2018 and up)	600R, 850 ETEC			
	[X] with 165 mm riser (2018 - 2023)	600R, 850 ETEC			
	[Expert] with 165 mm riser (2020)	600R, 850 ETEC			
	[X and SP] with 190 mm riser (2017)	600R, 850 ETEC	860201880		
	[X] with 120 mm riser (2024)	600R, 850 ETEC		512061224	
	[X package EXPERT] with 120 mm riser	600R, 850 ETEC		512061224	
	[Neo] Premium and Base with 120 mm riser	600 EFI			
FREERIDE	137-146" with 145 mm riser (2020 and prior)	600R, 850 ETEC			
	146" [2021 to 2023] 154-165" with 165 mm riser	600R, 850 ETEC, 850TR			
	146" [2024 and up] 154-165" with 120 mm riser	850 ETEC, 850TR		512061224	
EXPEDITION	[SE] with 120 mm <i>Forward Adjustable riser</i>	600R, 850 ETEC		512061224	
		600 ACE, 900 ACE, 900T, 900T D			
		900 Turbo R	512061492		
	[Sport, LE, Xtreme and SWT] with 145 mm riser	600 EFI			
		600R, 850 ETEC			
		600 ACE, 900 ACE, 900T, 900T D			
		900 Turbo R	512061492		
SKANDIC	[WT, SWT, LE and Sport] with 145 mm riser	600 EFI			
		600R, 850 ETEC			
		600 ACE, 900 ACE, 900T, 900T D			
TUNDRA	[LT, LE and Sport] with 145 mm riser	600 EFI			
		600 ACE, 900 ACE, 900T, 900T D			
BACKCOUNTRY	[Backcountry, X, XRS Sport and Adrenaline] with 120 mm riser	600 EFI			
		600R, 850 ETEC		512061224	
RENEGADE	[Adrenaline, Enduro and Sport] with 120 mm riser	600 EFI			
		600R, 850 ETEC	860201880*	512061224	
		600 ACE, 900 ACE, 900T, 900T D			
		900 Turbo R	512061492		
	[X and X-RS] 137" with 120 mm <i>Forward Adjustable riser</i>	600R, 850 ETEC	860201880*	512061224	
		600 ACE, 900 ACE, 900T, 900T D			
		900 Turbo R, 900T (2024)	512061492		
MXZ	[TNT and Blizzard] with 120 mm riser (2020 and prior)	600R, 850 ETEC	860201880*	512061224	
	[X and X-RS] with 120 mm <i>Forward Adjustable riser</i> (2020 and prior)	600R, 850 ETEC	860201880*	512061224	
	[Adrenaline, Blizzard and X-RS] with 90 mm (2023 and up)	600R, 850 ETEC, 850TR		512061224	
	[Sport] with 120 mm (2023 and prior)	600 EFI			
	[Sport] with 95 mm (2024 and up)	600 EFI			
	[Neo] Premium and Base with 120 mm riser	600 EFI			
		600 ACE, 900 ACE, 900T, 900T D			
GRAND TOURING	[Sport and LE] with 120 mm riser	900 Turbo R	512061492		
		600R, 850 ETEC		512061224	
	[Limited and Luxury] with 120 mm <i>Forward Adjustable riser</i>	600 ACE, 900 ACE, 900T, 900T D			
		900 Turbo R	512061492		
		600R, 850 ETEC			

Stock on vehicle.

No further requirement.

Must order indicated cable.

No fit, no adequate cable available.

* Only for 2017 and 2018.



FIXED RISERS							FORWARD ADJUSTABLE RISER	EXTENSION FOR FORWARD ADJUSTABLE RISER
	860201944	860201427	860201718	860201632	860201428	860201560	860201320	860201836
	(95 mm)	(120 mm)	(145 mm)	(165 mm)	(190 mm)	(210 mm)	(120 mm) (riser)	(45 mm) (extension)
	860201880	860201880						
	860201880	860201880						
	860201880	860201880						
	860201880	860201880	860201880					
					512061066	512061066		
					512061066	512061066		
			512061442	512061442				
	860201880	860201880						
	860201880	860201880						
					512061066	512061066		
					512061066	512061066		
				512061492				
	512061367	512061367					512061367	
	860201880	860201880					860201880	860201880
				512061492				
	512061367	512061367					512061367	
	860201880	860201880					860201880	860201880
	512061367	512061367					512061367	
			512061442	512061442				
					512061066	512061066		
			512061442	512061442				
			860201880*	860201880*	512061066	512061066		860201880*
				512061492				
			860201880*	860201880*	512061066	512061066		860201880*
				512061492				
			860201880*	860201880*	512061066	512061066		860201880*
			860201880*	860201880*	512061066	512061066		860201880*
					512061066	512061066		
			512061442	512061442				
			512061442	512061442				
			512061442	512061442				
				512061492				
					512061066	512061066		
				512061492				

ADJUSTABLE RISERS & EXTENSION KITS

EXTENSION KIT FOR STRAIGHT HANDLEBAR



REV-XS [except Grand Touring and Expedition], XR, XP, XU Tundra
 REV-XS Renegade Backcountry (2011 and up) with
 6.3" [160 mm] riser block
 REV-XM Summit SP, REV-XU Skandic and Tundra—vehicles with 8"
 [205 mm] riser block

860200820 • 6.3" [160 mm]

860200821 • 8" [205 mm]

860200822* • 9.8" [250 mm]

- Handlebar Extension Kit to fit all riding styles.
- Works with all stock wiring and cables.

BUMPERS, HITCHES & WINCHES

BUMPERS

ADVENTURE FRONT PLATE



REV Gen5, REV Gen4
 [except Skandic and Tundra]

860202563 • Manta Green
 860202328 • Black
 860202411 • Neo Yellow

NEW 860202643 • Orange Crush
 860202410 • Spartan Red

- Between a bumper and a skid plate.
- Made of stacked lightweight aluminum plates.
- Adds a visual impact and extra protection.
- Requires XC Cast or Heavy-Duty Front Bumper.
- Required for Full Wrap-Around Front Bumper installation.

XC CAST FRONT BUMPER



REV Gen5, REV Gen4 [except Skandic and Tundra]

860202327

- Add extra protection and attitude with this bumper.
- Lightweight cast aluminum heat treated construction.
- Works with or without the Adventure Front Plate.
- Works with all skid plates.

ADVENTURE FRONT BUMPER



REV Gen4 [Narrow] [except Neo]

860201511 • Black / White*
 860201474 • White / Black*
 860201599 • Green / Black*
 860201681 • Black / Black*

860201898 • Lava Red / Black*
 860201897 • Octane Blue / Black*
 860202135 • Yellow / Black*

- Made of stacked lightweight aluminum plates.
- Makes a visual impact and provides added protection.
- Not compatible on vehicle equipped with SAS suspension.








FRONT BUMPER



REV Gen4 [Narrow]

502007460 • Black

- Easy-install bumper changes the appearance of your sled in minutes.

FRONT BUMPER	REV-XM, XS	860201175 • Sunburst Yellow	860201167 • Black
		860201168 • Orange Crush	860201172 • Fusion Red* 860201173 • Manta Green
	<ul style="list-style-type: none">• Easy-install bumper changes the appearance of your sled in minutes.		
XC FRONT BUMPER	REV-XM, XS	860201318 • Black	
	<ul style="list-style-type: none">• The ultimate front protection for your sled, providing additional front and lateral protection.• Large center grab area for additional leverage.• Heavy-duty performance with lightweight aluminum construction.		
FULL WRAP-AROUND FRONT BUMPER	REV Gen4 (Wide) 24" Skandic	860201984	
	REV Gen4 (Wide) 16" Tundra	860201982*	
	REV Gen4 (Wide) 20" Skandic	860201983**	
	<ul style="list-style-type: none">• Modular full wrap-around front bumper system.• Tubular steel construction for strength on mid section.• Protects side panels while still allowing access to them. <p><i>*Heavy-Duty Front Bumper (860202198) required for installation.</i> <i>**Requires Heavy-Duty Front Bumper (860202198) for Skandic Sport.</i></p>		
SIDE PANEL PROTECTORS	REV Gen4 (Wide) Tundra, 20" Skandic	860202199	
	<ul style="list-style-type: none">• Use with Full Wrap-Around Front Bumper (860201982 or 860201983).• Strong steel construction.• Protect side panels and hood.• Both swing out of the way for easy access.• Clean, rugged look.		
FULL WRAP-AROUND FRONT BUMPER	REV Gen4 (Wide) 24" Expedition	860202027*	
	REV Gen4 (Wide) 20" Expedition	860201822	
	REV Gen4 (Wide) 16"	860201676**	
	<ul style="list-style-type: none">• Modular full wrap-around front bumper system.• Lightweight tubular steel construction for strength on mid section.• Protects front and side panels while still allowing access to them. <p><i>*Requires Adventure Front Plate Bumper (860202563, 860202328, 860202411, 860202643 or 860202410) and Heavy-Duty Front Bumper (860201819) for installation.</i> <i>*Not compatible with Side Panel Protectors (860201677).</i> <i>**Not compatible with Driver Footrest (860201932, 860201613, 860201614).</i></p>		
SIDE PANEL PROTECTORS	REV Gen4 (Wide) 16", REV Gen4 Expedition 20"	860201677	
	<ul style="list-style-type: none">• Attaches to Full Wrap-Around Front Bumper (860201822 and 860201676).• Lightweight aluminum construction.• Provides protection to side panels and hood.• Swings out-of-the-way for easy access.• Rugged look.		
HEAVY-DUTY FRONT BUMPER	REV Gen5, REV Gen4 (Wide) [except Skandic and Tundra]	860201819	
	REV Gen4 (Wide) Tundra and Skandic	860202198	
	<ul style="list-style-type: none">• Reinforced lightweight aluminum construction.• Required for the installation of Full Wrap-Around Front Bumpers (860201676, 860201822 and 860202027).• Standard on REV Gen5 (Wide) Renegade Enduro, REV Gen4 (Wide) Renegade Enduro, Expedition LE and Expedition SE.		

*While supplies last.

BUMPERS

1 1/4" TRAILMAKER FRONT BUMPER RECEIVER

REV Gen4 (Wide) 20" and 24" (except Skandic)

860201825



- Receiver for use with Full Wrap-Around Front Bumper (860201822 and 860202027).
- Allows use of 1 1/4" draw bar on front of sled.

HEAVY-DUTY FRONT BUMPER WITH 2" RECEIVER

REV-XU Skandic

860200987



- Increases front protection.
- Integrated 2" Multi-Mount Receiver.
- Works with 2" Multi-Mount Drawbar (860201117) and Multi-Mount Winch (860200992).
- Note: Not compatible with Prefilter Grille Kit (860201152).

EXTRA FRONT BUMPER

REV-XU Expedition

860200350



- Heavy-duty front bumper.

FULL WRAP-AROUND FRONT BUMPER

REV-XU Tundra

860200572*



- Full 1.25" (3.8 cm) diameter heavy-duty steel wrap-around model.
- Delivers added protection to front of sled and side panels.
- Attaches to existing bumper and footrests.

EXTRA FRONT BUMPER

REV-XU Skandic

860200561



- Heavy-duty front bumper.

ADVENTURE REAR BUMPER

REV Gen4 Neo – 120"

860202224 • Neo Yellow/Black



- Stunning style that matches the Adventure Front Plate.
- Constructed with a combination of lightweight extruded and heat treated cast aluminum for strength – like the XC Cast Bumper.

ADVENTURE REAR BUMPER 16"

REV Gen5, REV Gen4 – 129"

860202412 • Black / Black
860202396 • Neo Yellow

860202540 • Spartan Red



- Stunning style that matches the Adventure Front Plate.
- Constructed with a combination of lightweight extruded and heat treated cast aluminum for strength – like the XC Cast Bumper.









ADVENTURE REAR BUMPER 16"

REV Gen5, REV Gen4 – 137" and 146" with short tunnel

860202397 • Black / Black
860202398 • Neo YellowNEW 860202658 • Orange Crush
860202539 • Spartan Red

- Stunning style that matches the Adventure Front Plate.
- Constructed with a combination of lightweight extruded and heat treated cast aluminum for strength – like the XC Cast Bumper.
- Compatible with LinQ Snowboard/Ski.
- Available in all tunnels lengths and multiple colors.

*While supplies last.

ADVENTURE REAR BUMPER 16"	REV Gen5, REV Gen4 – 146" and 154" with short tunnel	860202400 • Black / Black 860202560 • Manta Green	860202401 • Neo Yellow NEW 860202750 • Orange Crush 860202543 • Spartan Red
	<ul style="list-style-type: none"> • Stunning style that matches the Adventure Front Plate. • Constructed with a combination of lightweight extruded and heat treated cast aluminum for strength – like the XC Cast Bumper. • Compatible with LinQ Snowboard/Ski. 		
ADVENTURE REAR BUMPER 16"	REV Gen5, REV Gen4 – 154" and 165" with short tunnel	860202340 • Black / Black 860202561 • Manta Green	860202402 • Neo Yellow NEW 860202754 • Orange Crush 860202542 • Spartan Red
	<ul style="list-style-type: none"> • Stunning style that matches the Adventure Front Plate. • Constructed with a combination of lightweight extruded and heat treated cast aluminum for strength – like the XC Cast Bumper. • Compatible with LinQ Snowboard/Ski. 		
ADVENTURE REAR BUMPER 16"	REV Gen5, REV Gen4 – 165" and 175" with short tunnel	860202403 • Black / Black 860202562 • Manta Green	860202404 • Neo Yellow NEW 860202755 • Orange Crush 860202541 • Spartan Red
	<ul style="list-style-type: none"> • Stunning style that matches the Adventure Front Plate. • Constructed with a combination of lightweight extruded and heat treated cast aluminum for strength – like the XC Cast Bumper. • Compatible with LinQ Snowboard/Ski. 		
ADVENTURE REAR BUMPER 16"	REV Gen4 – 129"		860202317 • Black / Black*
	<ul style="list-style-type: none"> • Matches the Adventure front bumper. • Stunning style and construction. • Made of lightweight stacked aluminum plates. 		
ADVENTURE REAR BUMPER 16"	REV Gen4 137" (except Renegade Enduro and Renegade Sport)		860201478 • White / Black* 860201597 • Green / Black*
	<ul style="list-style-type: none"> • Matches the Adventure front bumper. • Stunning style and construction. • Made of lightweight stacked aluminum plates. • Doesn't fit REV Gen4 146" short tunnel. 		
ADVENTURE REAR BUMPER 16"	REV Gen4 137" regular tunnel and 146" short tunnel		860202149 • Black / Black*
	<ul style="list-style-type: none"> • Matches the Adventure front bumper. • Stunning style and construction. • Made of lightweight stacked aluminum plates. 		
ADVENTURE REAR BUMPER 16"	REV Gen4 154" and 165" with short tunnel	860202151 • Black / Black*	860202159 • Black / Lava Red*
	<ul style="list-style-type: none"> • Matches the Adventure front bumper. • Stunning style and construction. • Made of lightweight stacked aluminum plates. 		
ADVENTURE REAR BUMPER 16"	REV Gen4 165" and 175" with short tunnel		860202152 • Black / Black *
	<ul style="list-style-type: none"> • Matches the Adventure front bumper. • Stunning style and construction. • Made of lightweight stacked aluminum plates. 		

*While supplies last.

BUMPERS

HEAVY-DUTY REAR BUMPER	REV Gen4 16"-146"	860201610 • Black	
	REV Gen4 16"-154"	860201726 • Black	
	REV Gen4 16"-165"	860201727 • Black	
	REV Gen4 16"-175"	860201467 • Black*	
	<ul style="list-style-type: none">• Premium finish heavy-duty aluminum bumper for REV Gen4 platform.• Does not detract from deep snow performance.• Cannot be used on vehicles with short tunnel.		
REAR BUMPER	REV Gen5, REV Gen4 (Narrow) 129"	518328745 • Black	518329152 • White*
	REV Gen5, REV Gen4 (Narrow) 137"	518328746 • Black	
	REV Gen5, REV Gen4 (Narrow) 146"	518329553 • Black	
	REV Gen5, REV Gen4 (Narrow) 154"	518328501 • Black	
	REV Gen5, REV Gen4 (Narrow) 165"	518328697 • Black	
	REV Gen4 (Narrow) 175"	518328834 • Black	
	REV Gen4 (Wide) – Tundra 137"	518330033 • Black	
	<ul style="list-style-type: none">• Easy-install bumper changes the appearance of your sled in minutes.• Cannot be used on vehicles with short tunnel.		
REAR BUMPER	REV-XP, XR, XS (120" and 137")	518325481 • Black	
	<ul style="list-style-type: none">• Easy-install bumper changes the appearance of your sled in minutes.		
XU HEAVY-DUTY REAR BUMPER	XU Skandic SWT, XU Expedition SWT	860201106 • Aluminum	
	XU Skandic WT, Expedition SE, LE, Xtreme 2019 and prior	860200991 • Aluminum*	
	<ul style="list-style-type: none">• Ready to accept 2" Receiver (860201062).• Essential for modular towing options.• Provides complete rear protection.• Works hard during intense use.• Features convenient hand-gripping area.		
HITCH REAR BUMPER	REV Gen5, REV Gen4 16" – 129"	860201433 • Black	860201472 • Black
	REV Gen5, REV Gen4 16" – 137"	860201471 • Black	
	REV Gen5, REV Gen4 16" – 146"	860201612 • Black	
	REV Gen5, REV Gen4 16" – 154"	860201250 • Black	
	REV Gen5, REV Gen4 16" – 165"	860201424 • Black	
	REV Gen4 16" – 175"	860201472 • Black	
		<ul style="list-style-type: none">• Required for hitch use.• Easy attachment with no cutting or drilling.• Can be used with the LinQ Snowboard/Ski Rack (860202741). <ul style="list-style-type: none">• Does not fit with vehicles with short tunnel.	
HITCH REAR BUMPER FOR SHORT TUNNEL	REV Gen5 (Deep Snow) and REV Gen4 short tunnel 146"	860202647	860202649
	REV Gen5 (Deep Snow) and REV Gen4 short tunnel 154"	860202646	
	REV Gen5 (Deep Snow) and REV Gen4 short tunnel 165"	860202648	
	REV Gen5 (Deep Snow) and REV Gen4 short tunnel 175"	860202649	
	<ul style="list-style-type: none">• Required for hitch use and towing.• Easy mounting with no cutting.• Also reinforces the tunnel.• Can be used with the LinQ Snowboard/Ski Rack (860202741).		

*While supplies last.

HITCH REAR BUMPER	REV-XP, XM – 146"	860200953 • Black
	REV-XP, XM – 154"	860200954 • Black
	REV-XP, XM – 163"	860200955 • Black
	REV-XP, XM – 174"	860201135 • Black



- Heavy-duty aluminum bumper for hitch applications.
- Easy attachment with no cutting or drilling.
- Doesn't fit Grand Touring SE, LE.

HITCH REAR BUMPER	REV-XS, XR, XP – 120" and 137"	860200952 • Black
	REV-XS MXZ – 129"	860201306 • Black
	REV-XS Renegade X-RS, XM Freeride, XU Tundra – 137"	860201307 • Black
	REV-XS, XP, XR, XU Tundra – 120" and 137"	860200803 • Black*



- Heavy-duty aluminum bumper for hitch applications.
- Easy attachment with no cutting or drilling.
- Doesn't fit Grand Touring SE, LE.

**Does not fit on 137" Freeride.*

HEAVY-DUTY HITCH REAR BUMPER	REV Gen4 (Wide) 24"	860201942
	REV Gen4 (Wide) 20"	860201795



- Essential for modular towing options.
- Provides complete rear protection.
- Features convenient hand-gripping area.
- Adds towing capacity of 300 lb (136 kg), up to 1,500 lb (680 kg) total.
- 1 1/4" hitch receiver included.

HITCHES

1 1/4" FRONT RECEIVER	REV Gen4 (Wide) Skandic and Tundra	860201991
------------------------------	------------------------------------	------------------



- Receiver for use with wrap-around front bumpers for LTS suspension models.
- Allows use of 1 1/4" draw bar on front of sled.

C-TYPE HITCH	REV Gen5, REV Gen4 16", XP, XR, XS, XM, XU Tundra	860201381
---------------------	---	------------------



- Heavy-duty C-type hitch works in conjunction with hitch rear bumper.

TONGUE TYPE HITCH	REV Gen5, REV Gen4 16", XP, XR, XS, XM, XU Tundra	860200902
--------------------------	---	------------------



- Heavy-duty tongue type hitch works in conjunction with hitch rear bumper.

HEAVY-DUTY TONGUE HITCH	REV Gen4 20" and 24", XU 20" and 24"	860201023 • Grey
--------------------------------	--------------------------------------	-------------------------



- Cast stainless steel construction.
- Mounting pattern for Heavy-Duty Hitch Rear Bumpers and Multi-Mount Drawbars.
- Fits on Heavy-Duty Rear Bumper 20" and 24" [860201795, 860201942]
- Fits on Multi-Mount Drawbar.

HITCHES

HITCH TONGUE

511000521



- Easily transforms the C-Type Hitch [860201381] into a tongue-type hitch.

1 1/4" TRAILER HITCH

REV Gen4 Expedition Xtreme and Skandic Sport

860202062



- Allowing quick switching of towing hook-ups or winch use.
- Stock on REV Gen4 Expedition LE, SE.

1 1/4" MULTI-MOUNT DRAWBAR WITH NEW HITCH PIN

Fits on 1 1/4" Trailer Hitch [860202062] and Front Receiver [860201991, 860201825]

860202579



- Allows quick installation and removal of different towing platforms.
- Use with tongue or J-Hook style hitches as needed.

2" MULTI-MOUNT DRAWBAR

Fits on XU with Rear 2" Receiver [860201062] or Heavy-Duty Front Bumper [860200987]

860201117



- Allows quick installation and removal of different towing platforms.
- Compatible with J-Hitch [860201142] and Heavy-Duty Tongue Hitch [860201023].

FRONT & REAR HITCH DRAWBAR

Fits on XU Rear 2" Receiver [860201062] or Heavy-Duty Front Bumper [860200987]

715008350



- Fits 2" receiver hitch.
- Hitch ball not included.

J-HITCH

REV Gen4 20" and 24", XU 20" and 24"

860201142



- Fits on Heavy-Duty Rear Bumper 20" and 24" [860201795, 860201942].
- Fits on Multi-Mount Drawbar [860202579, 860201117].
- Spring-loaded latch system for quick, secure hook-up.

2" RECEIVER FOR HEAVY-DUTY REAR BUMPER

Fits on XU Heavy-Duty Rear Bumpers WT [860200991] or SWT [860201106]

860201062



- Easy installation.
- Standard 2" size for wide compatibility.
- Allows quick switching of towing hook-ups or winch use.
- Does not fit with stock tongue hitch 2016-2018.

ACCESSORIES

MULTI-MOUNT HD 2500 WINCH

REV Gen4 (Wide) 20" and 24"

860202331



- Integrated carry handle, to easily manage winch, mounting.
- Side Tunnel mount for easy access and secure storage.
- Ergonomic clutch handle.
- Rugged all-steel gears and bushings, provides more torque and longer life.
- Automatic 100% load-holding brake.
- Sealed solenoid for all-weather protection.
- Weather-sealed handlebar mounted switch.
- Corded 10 ft. (3m) weather sealed hand-held remote.
- Pulling strength capability of 2,500 lb (1,134 kg).
- 50 ft. of 3/8" (15.2 m of 4.8 mm) wire steel cable.
- Heavy-duty 4-way roller fairlead.
- EC compliant.
- Fits Heavy-Duty Hitch Rear Bumper (860201795) and 1 1/4" Trailer Hitch Receiver.

HAWSE GUIDE

860201143



- Replaces Roller Fairlead for longer cable life.
- For use with synthetic cable only.
- Replaces Roller Fairlead when Synthetic Cable (715004254) is installed.

PROTECTION & REINFORCEMENT

REV GEN5, NEO & REV GEN4

SKID PLATE

REV Gen5 (Deep Snow)

860202417 • Black
860202418 • Neo Yellow

NEW 860202751 • Orange Crush
860202603 • Catalyst Grey
860202423 • Manta Green


- Narrower than a Full Body, but wider than an Extreme skid plate in size – good blend of protection and agility.
- Injection molded process provides perfect fit and easier installation with a clean look. Smooth surfaces also reduce drag.
- 4-mm thick high impact resistance polypropylene for durability.
- Attachment kit included.
- Chassis is premarked for easy installation.

FULL BODY SKID PLATE

REV Gen5 (Trail, Narrow)

NEW 860202625 • Orange Crush
860202420 • Black
860202421 • Neo Yellow


- Injection molded process delivers clean lines, a perfect fit and easier installation. Smooth surfaces reduce drag.
- 4 mm thick high impact resistance polypropylene for durability.
- Attachment kit included.
- Chassis is premarked for easy installation.

FULL BODY SKID PLATE







REV Gen5 (Wide) and REV Gen4 (Wide) 16" and 20"

860202391* • Sunburst Yellow
860201847* • Lava Red
860201848* • Manta Green



NEW 860202753 • Neo Yellow
860201653* • Black
860201810* • White


- Injection molded process provides smooth surface, better definition, a perfect fit and easier installation.
- For assertive riders who demand the utmost protection.
- Smooth bottom surface to reduce drag.
- 4 mm thick, high impact resistance polypropylene for durability.
- Extra wide, covers vital primary clutch, chaincase and front heat exchanger components to provide maximum underbelly protection.
- Attachment kit included.
- Chassis is premarked for easy installation.
- Except Expedition SWT, Skandic and Tundra




REV GEN5, NEO & REV GEN4

FULL BODY SKID PLATE	REV Gen4 (Narrow)	860202604* •Neo Yellow	860201441* • Sunburst Yellow
		860201583* • Octane Blue	860201442* • Orange Crush
		860201618* • Manta Green	860201443* • White
		860201227* • Black	860201809* • Lava Red
	<ul style="list-style-type: none">• Injection molded process delivers clean lines, a perfect fit and easier installation. Smooth surfaces reduce drag.• 4 mm thick high impact resistance polypropylene for durability.		<ul style="list-style-type: none">• Attachment kit included.• Chassis is premarked for easy installation.
FULL BODY SKID PLATE	REV Gen4 (Wide) 16" Tundra	860202044 • Black	
	REV Gen4 (Wide) 20"	860202045 • Black	
	REV Gen4 (Wide) 24"	860202046 • Black	
	<ul style="list-style-type: none">• 3-part kit includes main center section and easily removable extensions under running boards that protect brake and chaincase.• Made of high molecular weight polyethylene.• Provides maximum underbelly protection.		
FULL BODY SKID PLATE	REV Gen4 (Wide) 24" Expedition SWT	860202043 • Black	
	<ul style="list-style-type: none">• 3-part kit includes main center section and easily removable extensions under running boards that protect brake and chaincase.• Made of high molecular weight polyethylene.• Provides maximum underbelly protection.		
EXTREME SKID PLATE	REV Gen4 (Narrow)	860202392 • Orange Crush	860201738 • Black
		860202178 • Lava Red	860202177 • Octane Blue
	<ul style="list-style-type: none">• Injection molded process provides smooth surface, better definition, a perfect fit and easier installation.• For assertive riders who demand the utmost protection.• Smooth bottom surface to reduce drag.		<ul style="list-style-type: none">• 4-mm thick, high impact resistance polypropylene for durability.• Attachment kit included.• Chassis is premarked for easy installation.
RACING SKID PLATE	REV Gen4 (Narrow)	860201579 • Black	
	<ul style="list-style-type: none">• Injection molded process provides smooth surface, better definition, a perfect fit and easier installation.• For assertive riders who demand the utmost protection.• Smooth bottom surface to reduce drag.		<ul style="list-style-type: none">• 4 mm thick, high impact resistance polypropylene for durability.• Attachment kit included.• Chassis is premarked for easy installation.
TUNNEL RADIATOR PROTECTOR	REV Gen5, REV Gen4 16"-137" [except short tunnel]		860201830
	REV Gen5, REV Gen4 16"-146" [except short tunnel]		860201831
	REV Gen5, REV Gen4 16"-154" [except short tunnel]		860201832
	REV Gen5, REV Gen4 16"-165" [except short tunnel]		860201833
	<ul style="list-style-type: none">• Used on vehicles equipped with front tunnel protector to provide the additional protection required with studded tracks.• Made of plastic.		


REV-XM & REV-XS

EXTREME SKID PLATE	REV-XM, XS	860201146 • Sunburst Yellow*	860200742 • Orange Crush*
	<ul style="list-style-type: none"> • Injection molded process provides better definition, a perfect fit and easier installation. • For assertive riders who demand the utmost protection. • Smooth bottom surface to reduce drag. • 4 mm thick, high impact resistance polypropylene for durability. <ul style="list-style-type: none"> • Attachment kit included. • Chassis is premarked for easy installation. • Includes marking for 4-stroke oil change cut-out. 		
FULL BODY SKID PLATE	REV-XM, XS	860200605 • Black* 860200739 • Yellow* 860200740 • Orange Crush*	860201035 • White
	<ul style="list-style-type: none"> • Wide shape for full protection and maximum flotation. • Injection molded process provides better definition, a perfect fit and easier installation. • For assertive riders who demand the utmost protection. • Smooth bottom surface to reduce drag. • 4-mm thick, high impact resistance polypropylene for durability. <ul style="list-style-type: none"> • Extra wide, covers vital primary clutch, chaincase and front heat exchanger components to provide maximum underbelly protection. • Attachment kit included. • Chassis is premarked for easy installation. • Includes marking for 4-stroke oil change cut-out. 		

EXTREME & FULL BODY SKID PLATES

FULL BODY SKID PLATE	REV-XU Expedition SE, Xtreme, LE (2009-2019)	860200563
	<ul style="list-style-type: none"> • Provides additional underbelly protection in off-trail conditions. • Made of high molecular weight polyethylene. • Helps glide on snow and prevents snow from sticking to the frame. <ul style="list-style-type: none"> • Works with A-arm protectors. • Standard on REV-XU Expedition SE (2009-2019). 	
FULL BODY SKID PLATE	REV-XP	860200287*
	<ul style="list-style-type: none"> • High molecular weight polyethylene embossed with Ski-Doo logo. • For assertive riders who demand the utmost protection. • Attachment kit included. • Chassis is premarked for easy installation. 	
FULL BODY SKID PLATE	REV-XU WT 2016 and up REV-XU SWT 2016 and up REV-XU Tundra	860201342 860201343* 860200601
	<ul style="list-style-type: none"> • High molecular weight polyethylene. • Provides maximum underbelly protection in off-trail conditions. • Helps glide on snow and prevents snow from sticking to the frame. 	
SKID PLATE FASTENER KIT <i>(Not illustrated)</i>	REV-XP, XR, XS, XM	860200808
<ul style="list-style-type: none"> • Made to fit and hold your skid plate securely in place. 		

REINFORCEMENT

TUNNEL REINFORCEMENT	REV Gen4 Summit X with Expert package, Summit X and Freeride 154"-165" with tMotion Adjustable Limiter Strap (860201861)	860201995
	<ul style="list-style-type: none"> • Additional strength and traction along the running board. • Machined aluminum extrusions. • Colors to add some style. • Provides more support and boot traction for aggressive riders. <ul style="list-style-type: none"> • Compatible with tMotion Adjustable Limiter (860201861). • Does not fit with Remote Limiter Strap Adjuster (860201855 and 860201496). 	

*While supplies last.

REINFORCEMENT

TUNNEL REINFORCEMENT

REV Gen5 (Trail), REV Gen4, MXZ and Renegade (except Renegade Backcountry, Backcountry X and X-RS, MXZ X-RS)

860201584 • White*
860201465 • Black

- Additional strength and traction along the running board.
- Machined aluminum extrusions.
- Colors to add some style.
- Provides more support and boot traction for aggressive riders.

TUNNEL REINFORCEMENT


REV Gen4 Summit Neo, Summit SP, Backcountry, Backcountry X

860201636 • Black
860201730 • Octane Blue

- Additional strength and traction along the running board.
- Machined aluminum extrusions.
- Colors to add some style.
- Provides more support and boot traction for aggressive riders.
- Not compatible with tMotion Adjustable Limiter (860201861).

TUNNEL REINFORCEMENT

REV Gen4 Summit X (except with Expert package), Freeride 154"-165"

860201638 • Black
860201783 • Lava Red*
860201734 • Octane Blue*

- Additional strength and traction along the running board.
- Machined aluminum extrusions.
- Colors to add some style.
- Provides more support and boot traction for aggressive riders.
- Not compatible with tMotion Adjustable Limiter (860201861).

RAIL REINFORCEMENT

REV Gen4 146" to 165" with tMotion and cMotion rear suspensions

860201005

- Increases rail strength and longevity.

RAIL REINFORCEMENT

REV Gen5, REV Gen4, XM, XP 146" and up with tMotion and cMotion rear suspensions

860201464

- Lightweight cast aluminum construction.
- Increases rail strength and longevity.
- Can replace stock stiffener on Freeride.

TOE-HOLDS, FOOTRESTS & KNEE PADS

TOE-HOLDS

REWIND COVER

REV Gen4 (Narrow) Summit, Backcountry, Freeride

860201463

- Covers rewind handle to let your knees slide smoothly.
- Allows installation of Knee Pads (860201917).

ADJUSTABLE TOE-HOLDS

REV Gen4 16" Summit (except Neo), Freeride, Backcountry and Expedition 16"

860201765

- Die-cast aluminum part.
- Allows user to adjust toe-hold position for different riding styles and control.
- Foldable for easy floorboard access.
- Adjustable 3" (7.6 cm) rearward and 1.5" (3.8 cm) upward.
- Forward/backward and top/down adjustments.

*While supplies last.

ADJUSTABLE TOE-HOLDS

REV Gen4 MXZ, Renegade, Neo and Grand Touring

860201305*

- Adjustable solid toe-holds (non-folding).
- Provide 0.6" (1.5 cm) vertical and 1.6" (4 cm) horizontal adjustment range.
- Work with both size rubber shims and Lateral Footrests (860202656).

NEW FIXED TOE-HOLDS

REV Gen5 (MXZ, Renegade, Backcountry), REV Gen4 (MXZ Neo, Renegade, Backcountry, Summit, Freeride)

860202655

- Compatible with rubber shims and Lateral Footplates (860202656).

FIXED TOE-HOLDS

REV Gen4 Summit (except Neo), Freeride and Backcountry

860201510

- Fixed toe-holds for control and leverage when boondocking.

SHIM KIT FOR TOE-HOLDS

REV Gen5 (Trail), REV Gen4 (Narrow) MXZ Neo and Renegade

860201408

- Spacers in two heights (10 mm, 20 mm) let you determine how tight your boots fit the toe-holds.

TUNNEL GRIP PLATES

Fit all models (except Youth)

860200164

- Lightweight plastic grip plates for extra side boot grip in rough riding conditions.
- Developed for the 600 Race sled.
- Sold in pairs with complete hardware.

FOOTRESTS**DRIVER FOOTREST**

REV Gen5 (Trail), REV Gen4, MXZ Neo, MXZ, Renegade, Backcountry and Grand Touring

860201932 • Black
860201613 • White
860201614 • Manta Green


- Customize the fit and function of your sled.
- Offers a natural angled platform for riders that push with their feet.
- Machined aluminum extrusions in different colors, add traction and style.
- Not compatible with Lateral footplates 860202656.

FRONT FOOTREST

REV-XS, XM

860200906*

- A must for aggressive riders.
- Sloped plate provides a relaxed ankle position during long rides.

NEW LATERAL FOOTPLATES

REV Gen5 (MXZ, Renegade), REV Gen4 (MXZ Neo, Renegade)

860202656

- Cast aluminum construction.
- Let riders use their feet to push in corners.
- Provides a more locked feel.
- Fits with air suspension, SAS suspension and fixed or adjustable toe-holds.
- Does not fit with full wrap-around bumpers and footrests.

REAR FOOTREST






REV Gen4 (Summit SP)

860201504

- Additional boot grip on rear tunnel.
- Integrated design, looks and functions great.



*While supplies last.









KNEE PADS

NEW DEEP SNOW SOFT KNEE PADS	REV Gen5 (Deep Snow) without electric starter	860202702
	<ul style="list-style-type: none"> • Fit perfectly on REV Gen5 (Deep Snow) without electric starter. • Provide comfort and impact absorption. • Allow the knees to grip better. 	<ul style="list-style-type: none"> • Made with a flexible injection molded material. • Easy-to-install Christmas tree type fasteners.
NEW TRAIL SOFT KNEE PADS	REV Gen5 (Trail) [except Backcountry], REV Gen4 16" [except Backcountry, Summit and Freeride]	860202618
	<ul style="list-style-type: none"> • Fit perfectly on the REV Gen5 (Trail) without manual reverse. • Provide comfort and impact absorption. • Allows the knees to slide freely between the ergo 1 to the ergo 2. 	<ul style="list-style-type: none"> • Made with a flexible injection molded material. • Easy-to-install Christmas tree type fasteners.
KNEE PADS	REV Gen5 (Trail), Neo, REV Gen4 without manual reverse	860201917
	<ul style="list-style-type: none"> • Designed for a perfect fit on REV Gen4 (Narrow). • Provide comfort, impact absorption and extra knee grip. • Injection molded soft material. 	<ul style="list-style-type: none"> • Easy install with peel-off adhesive. • REV Gen4 (Narrow): Rewind Cover (860201463) required if pull start.
SECOND STEP KNEE PADS	REV Gen4 (Wide) 16"	860202063
	<ul style="list-style-type: none"> • Designed to add extra knee grip and absorbing impacts when leaning forward in aggressive cornering situations. 	<ul style="list-style-type: none"> • Injection molded soft material. • Easy install with peel-off adhesive.
MANUAL REVERSE KNEE PADS	REV Gen4 (Wide) 16" with manual reverse	860201916
	<ul style="list-style-type: none"> • Provide comfort, impact protection and extra grip. • Injection molded soft material. • Easy install with peel-off adhesive. 	



SUSPENSION & FOX[†] SHOCK KITS

SUSPENSION


REMOTE COUPLER BLOCK ADJUSTER	REV Gen4 129" and 137" with rMotion rear suspension (2020 and prior), MXZ Sport, Renegade Sport, Grand Touring Sport (2021 and up)	860201902*
	<ul style="list-style-type: none"> • Allows rider to attune ski-loading to current trail conditions. • Quickly change coupler block position with a twist of the wrist. • Go from uncoupled to your preferred coupled setting instantly. 	<ul style="list-style-type: none"> • Coupled = less transfer, more weight on skis under acceleration. • Uncoupled = more transfer, easier to lift skis under acceleration. • Patent pending.
TMOTION ADJUSTABLE LIMITER STRAP	REV Gen5 (Deep Snow) REV Gen4 (Narrow) with tMotion and cMotion rear suspensions [except Freeride 146" 2020 and prior and Backcountry X-RS]	860202439 860201861
	<ul style="list-style-type: none"> • Quickly change limiter strap length by flipping a lever, to attune ride and handling to snow conditions and terrain. • Shortening keeps the front end lower and improves track approach angle. • Lengthening increases transfer and lifts the front end higher. 	<ul style="list-style-type: none"> • Adjustment is equivalent to 2 holes on a conventional strap (1.3"/34 mm). • Slim, non-intrusive design. • 2 initial settings to choose from: holes 3 to 5 or 2 to 4 (compared to conventional strap hole positions). • US patent 9022156.

NEW T MOTION KIT	REV Gen5 (Deep Snow)	860202723
	<ul style="list-style-type: none"> Convert a tMotion XT fixed arm suspension into a tMotion X suspension. Articulated rear arm to increase maneuverability and agility. 	
TMOTION RIGID ARM	REV Gen5 (Deep Snow)	860202413
	<ul style="list-style-type: none"> Convert a tMotion X to a fixed arm tMotion XT suspension. Fixed rear arm for technical riding in steep terrain. Improves sidehilling performance. More precise and predictable while sacrificing some ease and agility. 	
FRONT SUSPENSION WIDENING KIT	REV Gen5 (Deep Snow), REV Gen4 Summit and Freeride with 36" RAS 3 front suspension	860201588
	<ul style="list-style-type: none"> Adjustable width 38.4"–40.1" (975–1,019 mm). Includes X package shock absorbers and springs. 	
RAS X FRONT SUSPENSION UPGRADE KIT (WITHOUT SHOCKS)	REV Gen4 MXZ, Renegade and Grand Touring with RAS 3 front suspension	860202187
	<ul style="list-style-type: none"> Update your sled RAS 3 to the new RAS X configuration. Provides wider ski stance offering sure-footed cornering with improved bump performance. Kit includes new spindles and A-Arms and all necessary hardware. Compatible with Pilot X Skis. 	
FRONT SUSPENSION KIT (36")	REV-XM, XS, XP	860201153
	<ul style="list-style-type: none"> To update your sled to the REV-XM Summit X with T3 package. Delivers the agility of the original S-36 handling package, plus the benefits of the RAS 2. Better straightline tracking on big bumps. Lighter weight. Great styling. HPG shocks. Ski stance adjustable from 35.7" (90 cm) to 37.4" (95 cm). 	
FRONT SUSPENSION KIT (42" WITH SHOCKS)	REV-XM, XS, XP without 42" front suspension	860201353
	<ul style="list-style-type: none"> To update your sled to the RAS 2 X package configuration. 42" (107 cm) RAS 2 front suspension kit. Updates sleds to latest REV-XS trail front end. Better straightline tracking on big bumps. Lighter weight. Great styling. HPG Plus R shocks with rebound adjustment. Includes spindle compatible with Pilot TS ski. 	
RETROFITTABLE SWAY BAR	Neo	860202206
	<ul style="list-style-type: none"> Kit gives the rider the benefit of a sway bar stability trails. 	
SWAY BAR QUICK-DISCONNECT LINK KIT	REV Gen5 (Deep Snow), REV Gen4 Summit and Freeride, XM and XP Summit 2013 to 2020	860200811
	<ul style="list-style-type: none"> Kit allows you to utilize the benefits of a sway bar on rough trails and quickly disconnect it for sidehilling. Sold individually. 	

SUSPENSION




REAR SUSPENSION COIL	Neo	860202457
	<ul style="list-style-type: none"> Higher capacity springs for use with passengers or larger riders. 	
SHOCK UPGRADE KIT	Neo Base	860202210
	<ul style="list-style-type: none"> Premium front shock upgrade for base Neo model. KYB 36mm high pressure gas shock absorber. Spring preload adjustment. Reverse mounting (body up) to minimize unsprung weight. 	

KYB SHOCKS

KYB PERFORMANCE SHOCKS KIT	REV Gen5 and REV Gen4 with RAS X suspension (except SAS)	860202466
	<ul style="list-style-type: none">• Race Edition KYB shock absorbers.• Piggy Back 46 mm bodies with 16 mm shaft.• Feature separate adjustments for high- and low-speed compression plus rebound damping.	<ul style="list-style-type: none">• Kashima coated for friction-free performance and long life.• Fits RAS X front suspension.



FOX SHOCK KITS

REAR TRACK SHOCKS – LIGHTWEIGHT FLOAT 3 QS3 (CENTER) / 1.5 ZERO QSR WITH LOCK-OUT (REAR)	REV Gen4 Summit and Freeride 146", 154", 165" with tMotion	860202278*
	<ul style="list-style-type: none">This FOX kit features the Lightweight Float 3 center and 1.5 Zero with lock-out rear shocks to help your sled get skinny. The center shock features QS3 three position adjustment for quick and easy compression and rebound adjustments. The rear features QS3 compression adjustment plus a lockout feature.	<ul style="list-style-type: none">FEATURES:<ul style="list-style-type: none">Optimized lightweight shock design.One piece, aluminum mounting hardware.High-flow velocity-sensitive damping.Internal groove position sensitive technology.Fully rebuildable and re-tunable.Fits 146" -165" track lengths.
FRONT SHOCKS – LIGHTWEIGHT 1.5 ZERO QS3-R	REV Gen4 (Summit and Freeride, except Summit Expert and Summit Neo)	860202275*
	<ul style="list-style-type: none">The newest version of FOX's renowned lightweight shocks and springs to fit deep snow sleds. They feature QS3 three position adjustment for quick and easy compression and rebound adjustments and fit S-36 front suspensions.	<ul style="list-style-type: none">FEATURES:<ul style="list-style-type: none">Optimized lightweight spring and shock design.FOX ice scraper technology (FIST).One piece, aluminum mounting hardware.High-flow velocity-sensitive damping.Internal groove position sensitive technology.Fully rebuildable and re-tunable.Ski stance: 34" and 36".
REAR TRACK SHOCKS – LIGHTWEIGHT 1.5 ZERO QS3-R (CENTER) / LIGHTWEIGHT 1.5 ZERO QSR WITH LOCKOUT (REAR)	REV Gen4 Summit and Freeride 146", 154", 165" with tMotion	860202276*
	<ul style="list-style-type: none">The newest version of FOX's renowned lightweight shocks to fit deep snow rear suspensions. The center shock features QS3 three position adjustment for quick and easy compression and rebound adjustments. The rear features QS3 compression adjustment plus a lockout feature.	<ul style="list-style-type: none">FEATURES:<ul style="list-style-type: none">Optimized lightweight spring and shock design.FOX ice scraper technology (FIST).One piece, aluminum mounting hardware.High-flow velocity-sensitive damping.Internal groove position sensitive technology.Fully rebuildable and re-tunable.Fits 146"–165" track lengths.

*While supplies last.

VENT KITS & PREFILTERS

NEW HEAVY-DUTY AIR INTAKE FILTER KIT

REV Gen5 (Deep Snow)

860202459



- Filters prevent water intrusion and snow buildup.
- Designed in 2 parts, one fixed and the other removable.
- The fixed part has a filter to prevent debris from entering the air inlet if the removable part gets damaged.

- Quickly replace the upper filter in the event of damage without tools.
- Replacement for stock filters.
- Not compatible on Gen4 models.

NEW REPLACEMENT HEAVY-DUTY AIR INTAKE FILTER

REV Gen5 (Deep Snow)

860202748



- Replacement filter for Heavy-Duty Air Intake Filter Kit [860202459].

AIRBOX POP-OFF VALVE FILTER KIT

REV Gen4 850 E-TEC, 600R E-TEC, 600 EFI

860201755*



HEAVY-DUTY AIR INTAKE FILTERS

REV Gen4

860201399



- Filters prevent water intrusion and snow buildup.
- Reinforced intake filters, preventing damage in heavy use.
- Replacement for stock filters.
- Not compatible with One-Piece Lightweight Hood

PREFILTER GRILLE KIT

REV Gen4 (Narrow)

860201224*



- Reduces water and snow intrusion with a clean, integrated look.
- Easily removable bottom grille.
- Snap-in top grille.
- Airbox pop-off valve filter.

PREFILTER GRILLE KIT

REV-XM, XS

860200610*



- Fully integrated overmolded prefilter snap-in grilles.
- Repels and prevents snow from entering bottom pan and hood openings.
- Kit includes easily removable bottom pan grille, lower pan cover plugs, hood grille, and air-box pop-off valve prefilter.




REPLACEMENT FRONT PREFILTER

REV-XM, XS



517305029



VENT KITS & PREFILTERS

PREFILTER GRILLE KIT	REV-XU Expedition, Skandic	860201152*
	<ul style="list-style-type: none"> Keeps snow and moisture out, lets air in. Plastic frame molded over mesh for strength. Installs easily. Totally integrated design. Kit includes filters for bottom pan and hood openings. 	<ul style="list-style-type: none"> Not compatible with Heavy-Duty Front Bumper with 2" Receiver (860200987).
VENT KIT FOR SIDE PANELS	REV-XM	860200609*
	<ul style="list-style-type: none"> Fast air-evacuating overmolded prefilter vents. Easy do-it-yourself installation onto premarked production side panels. 1 3/4" hole saw required. Use in conjunction with your stock vehicle panels. For racing applications only. 	<ul style="list-style-type: none"> Kit includes vents for both side panels (24x). Foam with foil included.
VENT KIT	All models	860200684*
	<ul style="list-style-type: none"> Assortment of replacement or additional vents (7x) with hardware. Can be installed on most body panels with relatively flat surface and 2.5 to 3.2 mm thickness. 	

COOLING & LUBRICATION

LinQ LIGHTWEIGHT SNOWFLAP EXTENSION	REV Gen5, REV Gen4 (with short tunnel)	860202393
	<ul style="list-style-type: none"> Removable snowflap extension that helps engine cooling in hardpack, low and icy snow conditions when installed. Stows on the tunnel when not in use. Installs on the stock lightweight snowflap of Summit and Freeride models with short tunnel. Compatible with stock and hitch bumpers. 	
LinQ REMOVABLE SNOW FLAP	REV Gen5 and REV Gen4 Freeride and Summit 154" and longer REV Gen4 146" Backcountry, Summit, Freeride: specific installation required, see instruction sheet for details	860201914
	<ul style="list-style-type: none"> Lets you play in the deep powder with no restriction. Retains cooling properties when installed. Stows on tunnel when not in use. Installs with stock snowflap. 	<ul style="list-style-type: none"> Does not fit with Hitch Rear Bumper. Does not fit short tunnel.

SNOWFLAP

REV-XP, XR except GTX, Grand Touring, XU Expedition 2009 to 2019

860200106 • Black / Yellow
860200467 • Black / Grey

- Customize your sled.
- Hardware included.

TUNNEL ICE SCRATCHERS WITH REPLACEABLE TIPS

REV Gen4 16" (129") and Grand Touring LTD

REV Gen5 (Trail), REV Gen4 16" (137" and up, except Summit Neo) and Summit XM

REV Gen4 20" and 24"

860202267*

860202387

860202388



- Thoughtful design features replaceable carbide tips.
- Provides additional cooling in hard or icy snow conditions.
- Coil design allows reverse operation without damage.
- Easily stored below running board when not in use.
- Not compatible with models equipped with SAS (Smart-Shock Semi-Active Suspension).

*Not compatible with 129" and 137" Sport models with SC-5M suspension.
*Bracket (860201503) required for MXZ 129" with quick-adjusters.

ICE SCRATCHERS TIPS

Fits with all Ice Scratchers

860201446 • Delta shape



- Ice scratcher replaceable carbide tips.

NEW RAIL ICE SCRATCHERS

REV Gen5 (Trail), REV Gen4 (except Summit, Summit Neo, Freeride and Backcountry)

860202330



- Provides additional cooling in hard and icy conditions.
- Double coil allows use in reverse without damage.
- Small and compact, stored along the rail when not in use.

RAIL ICE SCRATCHERS

REV Gen5 (Deep Snow), REV Gen4 (Summit and Freeride), XM, XP (Summit and Freeride)

860201728



- Provide additional lubrication in hard and icy conditions.
- Rail mounted, small, light.
- Design expands on coil concept to allow reversing without damage.
- Easily stored when not in use.

AIR RADIATOR KIT

REV-XS 1200 4-TEC (2016 and up)

REV Gen5 (Trail, Wide), REV Gen4 (Wide) with 600 ACE, 900 ACE, 900 ACE Turbo and 900 ACE Turbo R

REV Gen4 (Wide) Skandic and Tundra with 600 EFI

860201401

860202038

860202144



- Provides additional cooling in extreme conditions.
- Not compatible with Auxiliary LED Light (860201235).

LED LIGHTS

AUXILIARY LED LIGHT	REV Gen5 (Deep Snow), REV Gen4 Summit, Freeride, Backcountry X-RS and MXZ Neo	860202429
	<ul style="list-style-type: none"> • Riser mounted adjustable auxiliary light for sleds. • Provides 1375 extra lumens of light. • Weighs 540 grams. • Flips up when needed and folds down out of the way when not in use to avoid damage. • Integrated switch automatically shuts light off when folded down. • Operates with the high beam switch. 	<ul style="list-style-type: none"> • Compatible only with ultra low windshield on REV Gen5 and REV Gen4. • Required Harness (515179306) on REV Gen4 Summit, Freeride, Backcountry X-RS and MXZ Neo. • Not compatible with forward adjustable riser kit 860201320. • Not compatible with glovebox extensions 860202072 and 860201249 on REV Gen4. • Not compatible with glovebox extension 860202501 on REV Gen5.
AUXILIARY LED LIGHT HARNESS <i>(Not illustrated)</i>	REV Gen4 Summit, Freeride, Backcountry X-RS and MXZ Neo	515179306
	<ul style="list-style-type: none"> • Required for Auxiliary LED Light 860202429 use on REV Gen4 Summit, Freeride, MXZ Neo and Backcountry X-RS. 	
AUXILIARY LED WIDE LIGHT	REV Gen5 (Trail)	860202428
	<ul style="list-style-type: none"> • Integrated design for factory look. • LED lights add 2,000 additional lumens in an intense, super-wide foglight-type pattern. • Covers the dark zone directly in front of the vehicle and to the sides. • Easy to install with a simple plug-and-play hook-up. 	
AUXILIARY HI BEAM	REV Gen5 (Trail)	860202430
	<ul style="list-style-type: none"> • LED lamps add 2,750 additional lumens of Hi-Beam light wider and lower than the stock Hi-Beam. • Easily to install in the nose with a simple plug-and-play hook-up. • Operates in tandem with the stock Hi-Beam Switch. 	
AUXILIARY LED LIGHT	REV Gen4 (Wide) REV Gen4 (Narrow)	860201650 860201818
	<ul style="list-style-type: none"> • 8 LEDs provide more than 2,500 additional lumens for an intense super-wide foglight-type pattern. • Say goodbye to sacrificing close range lighting when switching to high beams. • Easily installs on hood with a simple plug-and-play hook-up. 	<ul style="list-style-type: none"> • Dynamic scoop design integrates perfectly with REV Gen4 platform. • Not compatible with One-Piece Lightweight Hood. <p><i>*Auxiliary Light Bracket Kit (860202315) required for installation on 2-stroke models with air radiator.</i></p>
HIGH BEAM AUXILIARY LED LIGHTS	REV Gen4	860201956
	<ul style="list-style-type: none"> • Increases considerably the stock high beam output. • Light covers more distance for great night visibility. • Works with existing Auxillary LED Lights (860201818, 860201650). 	<ul style="list-style-type: none"> • Not compatible with One-Piece Lightweight Hood.
NEW LED SIGNAL LIGHTS	REV Gen5, REV Gen4	860202619
	<ul style="list-style-type: none"> • LED Signal light changes color mode. • Includes a switch to change modes. • Signals other riders on the trail. <ul style="list-style-type: none"> - Mode 1 white running light (default mode). - Mode 2 amber (left side only): Riders behind - Mode 3 green (left side only): Solo rider/end of group - Mode 4 both sides flash amber: Caution/hazardous situation 	<ul style="list-style-type: none"> • Compatible with flexible, transparent, dark smoke or XL handguards. • Retains stock color cap. • Sold in pairs. • Requires Retrofit Harness (860202740) for installation on REV Gen4.

SIGNATURE LED LIGHTS FOR HANDGUARDS

REV Gen4, with Transparent, Dark Smoke or Flexible Handguards

860201587

- Delivers a unique look at night.
- Replaces stock handguard cap with LED light.
- Includes wiring harness.
- Sold in pairs.

FRONT BUMPER LED WORKING LIGHTS


REV Gen4 (Wide) except Tundra and Skandic

860201771

- Adjustable work lights.
- Perfect for low light tasks.
- Point the light where you need it.
- Used with Full Wrap-Around Bumpers (860201676, 860201822, 860202027).
- Sold in pairs with toggle switch.
- Not compatible with Full Wrap-Around Front Bumpers (860201982, 860201983, 860201984).

ELECTRICAL & ELECTRONICS

ELECTRICAL

PRIMER KIT

REV-XU Tundra

860200416

- Provides hassle-free starting in extreme cold temperatures.

ELECTRIC STARTER KIT

REV Gen5 (Deep Snow), REV Gen4 (Narrow)

860201282

REV-XP, XM, XS 600 E-TEC (2009 and up), 800R, 800R E-TEC

860200627

REV-XP with 500 SS, 600 Sport (2009 and up), XP Fan, XU Tundra

860201085

- Start your sled with the simple push of a button.
- Kit components may vary per model.

REWIND STARTER KIT

600 HO E-TEC, 800R E-TEC engines (except REV-XU Expedition, WT, SWT)

860201053

2024 REV Gen5 (with 10.25 in. color touchscreen display), 2023-2024 REV Gen5 (with 7.8 in. wide LCD color display), REV Gen4 16" 600R E-TEC, 850 E-TEC and 600 EFI








860201410

REV Gen4 20" (Wide) 850 E-TEC, 600R E-TEC, 600 EFI

860202123

- Complete rewind kit for those wanting extra security.
- Rewind handle located behind panel. Instant handle access requires different side panel.

ELECTRICAL

USB POWER OUTLET KIT	REV Gen4	860201261*
	<ul style="list-style-type: none">• Provides clean, stable power to recharge your electronics while riding.• Dual USB ports.• Plug-and-play installation.• Includes wiring harness.	<ul style="list-style-type: none">• Not compatible with 7.8 in. wide LCD color display.
12-VOLT POWER OUTLET KITS <i>[Not illustrated]</i>	REV Gen5, REV Gen4 REV-XP, XR, XU Tundra [except standard 2011–2012] REV-XM, XS	860201423 860200196 860200632
	<ul style="list-style-type: none">• Power up all your electronics with these easy-to-mount 12V plugs.	<ul style="list-style-type: none">• Install inside storage compartment.• Wiring harness included.
USB INTELLIGENT POWER OUTLET KIT	REV Gen5, REV Gen4	860202433
	<ul style="list-style-type: none">• Power all your electronics with this easy to mount USB plug.• Provides 1 USB-A3.0 and 1 USB-C (PD) plug.• Power rate: 36 watts.• Intelligent USB charger for a fast charge when battery is low.• Installs inside storage compartment.• Includes wiring harness for installation on REV Gen5 models.	<ul style="list-style-type: none">• Requires Harness extension for Cellphone Holder and USB plug 515178153 for installation on REV Gen4 models.• Glovebox for one-piece lightweight hood (860202193 or 860202572) is necessary If installed on REV Gen4 lightweight hood models.• Not compatible with 7.8 in. wide LCD color display for REV Gen4. <p><i>PD: power delivery</i></p>
12-VOLT POWER OUTLET REPLACEMENT KIT		861507200
	<ul style="list-style-type: none">• Wiring harness is not included.	
12-VOLT PLUG FOR LinQ MULTI-MOUNT PLATE	REV Gen4 [Wide] 20" and 24" REV Gen4 16"	860201888 860202069
	<ul style="list-style-type: none">• Standard 12V outlet for the rear of the vehicle.• Multi LinQ Plate Retrofit Kit (860202133) required for installation on Skandic Sport.	
HEATED VISOR KIT	REV Gen5 REV Gen4 REV-XM, XS, XP, XR, XU Tundra	NEW 860202338 860201283 860201234
	<ul style="list-style-type: none">• Easy install plug-in for visor kit or heated accessories.• Wiring harness included.	<ul style="list-style-type: none">• Standard RCA plug.
HEATED PASSENGER VISOR KIT		860200882
	<ul style="list-style-type: none">• Enjoy fog-free riding with this visor kit option for your 1 + 1 Seat.• To be used in conjunction with Heated 1 + 1 Grips with Guards (860200584).	
1+1 SEAT ELECTRICAL VISOR/HEATED BOOTS WIRE HARNESS	REV Gen4	860201981
	<ul style="list-style-type: none">• Works in conjunction with the LinQ Passenger Seat Heated Grips (860201840).• Provides 2 extra connections: one connection for electric visor and one connection for heated boots.	

*While supplies last.

RCA ADAPTOR PLUG KIT

515176794



- Y plug power splitter lets you connect 2 heating components or 1 heater and 1 electrical visor.

NEW RETROFIT HARNESS

REV Gen4

860202740



- Adapter to power Gen5 accessories on Gen4 vehicles.
- Converts the 2-pin connector to 3-pin.
- Not compatible with Auxiliary LED Light [860202429] on Gen4 because it requires Harness [515179306].

ELECTRIC ACCESSORIES WIRING HARNESS

[Not illustrated]

REV-XS, XM, XP, XR, XU Tundra [except Tundra Standard 2011–2012]

860200817

- Electrical kit required when combining multiple accessories.

ELECTRONICS

E LinQ

REV Gen5

860202354

REV Gen4 [except Summit, Freeride and 600 EFI]

860201719



860202354



860201719

- Combines both DESS cord and heated visor/accessory cord into one.
- Converts standard DESS cord into a powered cord.
- Easy and quick magnetic connection that self locates.
- Reduces chances of a broken connector.
- Increases freedom of movement with less cords.
- Works with any electric helmet and 12V heated visor.
- Maintains power connection 100% of the time.
- Supply power up to 3A.

E LinQ RF DESS KEY

REV Gen5

515179017 *[Not illustrated]*

REV Gen4 [except Summit, Freeride and 600 EFI]

515178582



- Sold as replacement part for the E LinQ vehicle connector.

DESS CORD HOLDER

REV Gen5, REV Gen4 [except Neo]

278003870



- Hook currently sold with the E LinQ vehicle connector [860201719].
- Sold both as a replacement part for the E LinQ and as an add-on for any DESS cord from the last 10 years.
- Allows rider to attach DESS cap to the jacket and provides out-of-the-way convenience when not in use.

PROGRAMMABLE RF D.E.S.S.™ KEY

2015 and up vehicles with 600, 900 ACE, 900 ACE Turbo or 1200 engine

860201162 • Green

515178286 • Black



- Digitally Encoded Security System [D.E.S.S.] key's ball-and-socket design provides the rider with quick and easy start every time.
- Anti-theft technology: the key communicates with the vehicle wirelessly so the vehicle starts only when the key code matches the vehicle, for ultimate peace of mind.
- Color options facilitate differentiation between the programmed keys.
- Programmable RF D.E.S.S.™ Key can also be programmed to limit the speed of the snowmobile and engine torque, enabling first-time users and less experienced operators to learn how to operate while gaining the necessary confidence and control.

*Speed limitation is available on:
2015 and up 600, 900 ACE, 900 ACE Turbo models and on 2017 and up 1200 engine models.*

PROGRAMMABLE D.E.S.S.™ KEY

515178284



- Anti-theft technology, Digitally Encoded Security System [D.E.S.S.] key easily snaps onto the vehicle and provides the rider with quick and easy start every time.
- The key communicates with the vehicle wirelessly so the vehicle starts only when the key code matches the vehicle, for ultimate peace of mind.
- The Programmable D.E.S.S. Key can also be programmed to limit the speed of the snowmobile and engine torque, enabling first-time users and less experienced operators to learn how to operate while gaining the necessary confidence and control.

*Speed limitation is available on:
2014 900 Ace engines.*

ELECTRONICS

UNIVERSAL GPS SUPPORT KIT

REV-XR, XU

860201018*



- Kit includes mount, wiring harness and all hardware.
- GPS sold separately.
- Requires Montana GPS and Support Kit (860201417).

AMBIENT AIR AND ENGINE TEMPERATURE MODULE

2015 and up for all platforms

860201021*

REV Gen5, REV Gen4

860201362



- Get both outside air and engine temps on your cluster.
- Fits both analog and digital multifunction gauge.
- Plug-and-play in vehicle harness.

*Except fan-cooled engines and 2015 P-TEK.

ACCESSORIES

10.25 IN. COLOR TOUCHSCREEN DISPLAY PROTECTOR

Vehicle equipped with 10.25 in. Color Touchscreen Display

860202680



- Provides additional protection for the digital display 10.25 in. touchscreen.
- Protects from scratches caused by ice, rocks, branches or other small debris.

- Anti-glare treatment to ensure good visibility.
- Includes cleaning tools : wet wipe, dry wipe, dust absorber and soft cloth.

TRAILERING & COVERS

SUPERGLIDE II PRO

860201216



- No more ripping up the plywood on your trailer.
- Allows skis to glide with ease.
- Traction knobs incorporated for better traction.
- Exclusive venting, protects the deck of your trailer from moisture damage.

- Total length of 20' (6 m).
- Each box contains 8 pieces 8.5" x 29.5" (21.5 cm x 74.9 cm).
- Comes with 48 specially coated screws with grommets.

SUPERGLIDE II WIDE

860201592



- Allows sled skis to glide with ease.
- Specifically designed traction knobs provide improved traction for your feet.
- Oval mounting channels and custom shoulder screws prevent warping by allowing for expansion and contraction that results from varying temperature.

- Exclusive venting, protects the deck of your trailer from moisture damage.
- Each box contains 8 pieces 13.5" x 29.5" (34.3 cm x 74.9 cm).
- Comes with 72 specially coated screws with grommets.
- Total length of 20' (6 m).

SUPERGLIDE EDGE RAIL TRIM

860201217 • Aluminum



- To secure Superglides on ramps or decks leaving an encapsulated finished edge.

SUPER TRACTION GRID


860201593



- Super Traction Grid's strategic grid pattern provides incredible grip and accommodates all snowmobile tracks, even with paddles or studs.
- Each box contains 4 pieces 8.25" x 30" (20.9 cm x 76.2 cm) and hardware.

SUPERCLAMP II

860200950



- Innovative trailer tie-down system.
- Silicone rubber pads to protect your skis.
- Front and middle handles allow easy maneuverability.
- Padlock compatible, becomes a theft deterrent.

- Tension adjustment knob—fits all snowmobiles.
- Comes with screw-style deck hook.

REAR SUPERCLAMP WITH SUPERTRAC








860201425



- Snowmobile tie-down system for rail.
- Silicone rubber pads to protect snowmobile suspension skid.
- Tension adjustment knob—fits all snowmobiles.

- 12" (30 cm) Supertrac kit included.
- Padlock compatible, becomes a theft deterrent.

TRAILERING & COVERS

RAMP CROSSBAR PROTECTORS	2 pieces with 6 screws	860201672
	10 pieces with 30 screws	860201673
	24 pieces with 72 screws	860201674
	 <ul style="list-style-type: none"> Enhance and protect your ramp investment. Designed to mount over 1" ramp crossbars on solid, double and tri-fold loading ramps. 2 pieces together helps prevent stud damage to loading ramps from snowmobile-studded tracks while adding traction. 	
SUPERTRAC KIT		860201413 • 12"
		860201414 • 24"
		860201415 • 48"
	 <ul style="list-style-type: none"> Includes: 1 piece Supertrac, 1 Supertrac deck hook, 2 end caps and all mounting hardware. 	
T-STYLE DECK HOOK		860200995
	 <ul style="list-style-type: none"> For trailers with a channel in the floor. 	
SUPERTRAC DECK HOOK	REV Gen5, Neo, REV Gen4 (Narrow)	860201416
	 <ul style="list-style-type: none"> For Supertrac. Adjustable and removable hook. 	
SCREW STYLE DECK HOOK		860200994
	 <ul style="list-style-type: none"> Most common. Comes standard with front Superclamps. Screws into the existing hole where you would screw the old style bar and crank into or make your own holes. 	
LIGHTWEIGHT PACKABLE COVER	Neo, REV Gen4	860202172
	 <ul style="list-style-type: none"> Compact, lightweight and packable. Covers front lights, handlebar, cluster, glovebox and seat area. Fits all REV Gen4 from 16" to 24". 	
TUNNEL COVER	REV Gen5, Neo, REV Gen4 (Narrow) and (Wide) 16" up to 146" length sleds	860201844
	 <ul style="list-style-type: none"> Protects tunnel accessories (single stacked). Compatible with all covers (except Grand Touring Limited). Easy to install. Not compatible with LinQ Saddlebags (860200624). 	






WHICH COVER BEST FITS YOUR SLED?

EQUIVALENT CONFIGURATION AND POSSIBLE OPTIONS

PLATFORMS	SUMMIT	FREERIDE	BACKCOUNTRY	MXZ	RENEGADE	GRAND TOURING	EXPEDITION	TUNDRA	SKANDIC	1-UP SEAT	1.5 UP SEAT (SHORT 2-UP SEAT TUNDRA)	2-UP SEAT and 1 + 1 SEAT	1+1 PASSENGER RACK	PASSENGER HANDGRIPS PASSENGER WIND DEFLECTOR BACKREST	NO WINDSHIELD	ULTRA LOW WINDSHIELD	LOW WINDSHIELD	MEDIUM WINDSHIELD	HIGH WINDSHIELD	EXTRA HIGH WINDSHIELD	ULTRA HIGH WINDSHIELD	MIRRORS ON WINDSHIELD SIDE DEFLECTORS	HANDLEBAR AIR DEFLECTORS	MXZ HI-RISER KIT OR SUMMIT HI-RISER KIT	EXTRA FRONT BUMPER	WRAP-AROUND BUMPER	COVER OVER THE LUGGAGE BOX	STOCK MODELS (2024)	SKU	
RIDE-ON-COVER SYSTEM WITH RAP-CLIP																														
REV GEN5 (DEEP SNOW)	•	•								•		•			•	•							•	•	•			Summit (Adrenaline, Expert, Edge and X), Freeride	860202550	
REV GEN5 (TRAIL)			•	•						•	•	•			•	•							•	•	•			MXZ (Adrenaline, Blizzard, X and X-RS), Renegade (X-RS), Backcountry (Adrenaline, X and X-RS)	860202546	
			•	•	•					•	•	•						•				•	•	•	•			Renegade (Adrenaline, Enduro and X), MXZ with Medium Windshield Accessory	860202548	
			•	•	•	•						•	•					•	•			•	•	•	•			Grand Touring (Sport)	860202551	
					•	•						•	•	•					•	•			•	•	•	•	•	Grand Touring (LE and Luxury)	860202549	
REV GEN4 16"	•	•								•		•			•	•	•						•	•	•			Summit (Neo)	860201884	
	•	•								•		•						•	•			•	•	•	•			Summit and Freeride with Medium or High Windshield Accessory	860201885	
			•	•	•					•	•	•			•	•							•	•	•			MXZ (Sport), Renegade (Sport), Backcountry (Sport), MXZ (Neo)	860202546	
			•	•	•					•	•	•						•				•	•	•	•			MXZ, Renegade, Backcountry with High or Ultra high Windshield Accessory	860202552	
			•	•	•	•	•					•	•	•				•	•			•	•	•	•	•		Expedition (Sport), Grand Touring (Sport)	860202551	
			•	•	•	•	•				•	•	•					•	•			•	•	•	•	•		1-up with Wrap-Around Bumper	860202608	
REV GEN4 20"							•				•	•						•	•			•	•	•	•	•		2-up with Wrap-Around Bumper	860202609	
REV GEN4 24"							•				•	•						•	•			•	•	•	•	•		Expedition (LE, SE)	860201972	
REV GEN4 20" AND 24"							•			•					•	•	•					•	•	•	•	•		Expedition (LE)	860202200	
REV GEN4 20" AND 24"							•			•					•	•	•					•	•	•	•	•		Expedition (Xtreme)	860201973	
REV GEN4 LTS 16"								•		•	•	•						•	•	•		•	•	•	•	•		Tundra (LE and Sport)	860202173	
REV GEN4 LTS 20" AND 24"								•		•					•	•	•					•	•	•	•	•		Skandic (Sport)	860201973	
								•		•		•	•					•	•			•	•	•	•	•		Skandic (LE and SE)	860202200	
INTENSE RAP-CLIP COVER																														
YOUTH										•						•	•						•					Youth 120, Youth 200	860202553	
REV-XM	•									•						•	•		•		•	•	•	•	•			Summit (SP)	860201375	
		•		•						•								•	•			•	•	•	•			Renegade, Backcountry	860201374	
		•		•						•									•	•			•	•	•			REV-XM with Medium-High Windshield	860201376	
REV-XS			•	•						•						•	•						•	•	•			MXZ (X), Renegade (X)	860201373	
			•	•						•								•	•				•	•	•			MXZ (Sport, TNT and Blizzard), Renegade (Sport, Adrenaline and Enduro)	860201374	
			•	•						•												•	•	•	•			REV-XS 1-Up with Ultra High Windshield	280000627	
			•	•	•						•	•						•	•				•	•	•			REV-XS with 1+1 Seat and Backrest	280000626	
			•	•						•								•	•				•	•				REV-XS with Side Panel Mirrors	280000609*	
			•	•	•						•	•											•	•				Grand Touring (LE)	860201371	
			•	•	•						•	•											•	•	•			Grand Touring (SE)	860201372	
REV-XU								•		•	•							•	•			•	•	•				Expedition (Sport), Grand Touring (Sport)	280000630	
								•		•	•							•	•			•	•	•				Tundra (Sport, LT and Xtreme)	280000650	
								•		•	•											•	•	•				Tundra with Extra High Windshield	280000673	
						•	•			•	•											•	•	•				Expedition (LE, SE and SWT), Skandic (WT and SWT)	280000649	
						•	•			•	•						•	•					•	•	•			Expedition (Xtreme)	860201377	
NO RAP-CLIP, NO RIDE-ON-COVER SYSTEM																														
REV-XP	•									•						•	•						•	•				Summit (Sport)	860201387	
			•	•						•								•	•				•	•				MXZ (Sport), Renegade (Sport)	860201388	
												•	•										•	•				Expedition (Sport)	860201389	
			•	•	•	•					•	•							•	•				•	•	•			REV-XP with 1+1 Seat and Backrest	280000590*

*While supplies last.

GARAGE & TRUCK SLED DECKS

DELUXE TOOL KIT		860202029
	<ul style="list-style-type: none">• Casing fits perfectly in Seat Storage Box with or without battery (860202532).• Features high-quality tools.	<ul style="list-style-type: none">• Includes:<ul style="list-style-type: none">- Stainless steel open end/ring end wrenches; 8-10mm, 10-13mm, 12-14mm, 15-17mm, 16-19mm.- ¾ drive ratchet with 4" extension, hexagonal 8 - 10 - 13 - 16, Torx 25 - 30 - 40, Allen 4 - 6 - 8 and Philips #2.- Long nose vise-grip.- Spring hook tool.
RATCHET TIE-DOWNS		715008309
	<ul style="list-style-type: none">• 400 lb (181 kg) safe working load.• 1" x 10' (2.5 cm x 3 m) strap with Sea-Doo, Ski-Doo and Can-Am logos.• Deluxe ratchet with rubber handle.	<ul style="list-style-type: none">• Coated hooks.• Pack of 2.
HEAVY-DUTY RATCHET TIE-DOWNS		<div>715008308 • 12" (300 mm) webbing included</div> <div>715006227 • 18" (460 mm) webbing included</div>
	<ul style="list-style-type: none">• 1,000 lb (454 kg) safe working load.• 1.5 in. x 6 in. (38 mm x 1.8 m) strap with with Sea-Doo, Ski-Doo and Can-Am logos.• Deluxe ratchet with rubber handle.• Vinyl-coated hooks.	<ul style="list-style-type: none">• Pack of 2.
LOCKABLE VEHICLE FUEL CAP		860200387
	<ul style="list-style-type: none">• Lockable to protect your fuel.	
SKI-DOO 2" (5 CM) RUBBER HITCH CAP		520001498
		



PARTS

// PARTS

101 TRACTION & CONTROL

112 CVT MAINTENANCE PARTS

114 ELECTRICAL

SKI-DOO LIMITED WARRANTY*

// 2-YEAR ON GENUINE BRP PARTS

With Ski-Doo parts, you get the peace of mind of a FULL TWO-YEAR WARRANTY. And if they're installed by your authorized BRP dealer, labor is covered too. BRP-rebuilt components are a cost-effective solution.

Ski-Doo-rebuilt parts carry the same two-year warranty for major assemblies like short blocks, cylinders and crankshafts.

*Purchased at an authorized BRP dealership/distributor or on a BRP-authorized online store. Other exclusions may apply, see complete limited warranty or contact your Ski-Doo authorized dealer. Unless otherwise stipulated or required by law. This limited warranty does not apply to factory installed accessories.

























TRACTION & CONTROL

SKIS

RAPID ADJUST SKI STANCE	Fits all Pilot 7.4, Pilot X and DS-4 skis Fits all DS-1, DS-2, DS-3	860202334 860201619
 <p>Wide ski stance Narrow ski stance</p>	<ul style="list-style-type: none"> • Quick tool-less design adjusts ski stance in seconds. • Go from on-trail stability to off-trail agility. • Allows for 2" of ski stance adjustment. 	<ul style="list-style-type: none"> • Sold in pairs. • Needs Rubber Stopper Pads (505074748) to install on DS-1 and DS-2 skis (sold individually).
DEEP SNOW LIGHTWEIGHT SKI SPINDLE KIT	REV Gen4 with 36" ski stance	860201976
	<ul style="list-style-type: none"> • Improves front dynamics when sidehilling. • 400 g lighter than stock spindle. • Standard on Summit X with Expert package and Freeride 154"-165" 2020 and up. 	
PILOT X CONVERSION KIT	REV Gen4 MXZ, Renegade and Grand Touring	860202310
	<ul style="list-style-type: none"> • Upgrades earlier models to the latest Pilot X skis. • Completes kit including 2 Pilot X ski assemblies with pre-installed handles, 2 carbides and all required hardware. 	
PILOT TS CONVERSION KIT	REV Gen4 MXZ, Renegade, Grand Touring	860201484
	<ul style="list-style-type: none"> • Upgrade to the revolutionary adjustable Pilot TS skis. 	<ul style="list-style-type: none"> • REV-XS 2016 and up with RAS 2, REV-XP, XR, XS with 42" RAS 2 and 2016 spindle (860201353). • Does not fit with RAS X suspension.
PILOT 7.4 UPGRADE KIT		860202119 • Black
	<ul style="list-style-type: none"> • Upgrade earlier models to the latest Pilot 7.4 skis. • Complete kit including 2 Pilot 7.4 ski assemblies with pre-installed handles, 2 carbides and all required hardware. • Does not fit with LTS suspension. 	
PILOT 5.7 SKI UPGRADE KIT		860200524 • Black
	<ul style="list-style-type: none"> • Complete kit for upgrading earlier snowmobile models. • Includes 2 skis, 2 handles with rivet kit, 2 Expedition carbides and all required hardware. 	
PILOT DS-2 SKI KIT		860201487 • Black
	<ul style="list-style-type: none"> • Complete kit includes 2 ski assemblies with pre-installed handles, 2 Expedition carbides and all required hardware. 	
NEW PILOT DS-4 SKI KIT		860202721 • Black
	<ul style="list-style-type: none"> • 2-stage keel design improves flotation. • Entire keel has been moved forward compared to DS-3. • Revised rear portion improves consistency in deep snow. • Straighter tracking in rough conditions. 	
PILOT 7.4 SKI LINER	Pilot 7.4 skis	860202390 • Black
	<ul style="list-style-type: none"> • Provides additional flotation and reduces ski wear. • 260 mm (10.25") wide. • Same durable material as 7.4 skis. • Sold in pairs. 	

// SKIS

Skis make all the difference in getting your sled to handle just how you like. We offer eight different styles of skis for you to choose from. Which one is right for you? Here are some tips on choosing the right one:









PLATFORMS: REV GEN4 / XP / XR / XU / XS / XM / REV	TOURING			PILOT 5.7 SL 2 carbides/ski	<ul style="list-style-type: none"> Lightweight single or dual runner skis provide effortless steering at low speeds and constant grip without compromise at higher speeds. Standard use is one carbide runner—add a second to reduce darting. Great all-around trail performance.
	UTILITY			PILOT 7.4 1 carbide/ski	<ul style="list-style-type: none"> Specifically designed for utility purposes. Deeper keels allow more control while towing. Increased tip-up rear end for better reverse capability. 1 inch wider than Pilot DS-2 for improved flotation in deep snow. More aggressive cornering while keeping a light steering feeling.
	TRAIL SPORT			PILOT 5.7 1 or 2 carbides/ski****	<ul style="list-style-type: none"> Lightweight single or dual runner skis provide effortless steering at low speeds and constant grip without compromise at higher speeds. Standard use is one carbide runner—add a second to reduce darting. Great all-around trail performance.
				PILOT TS ADJUSTABLE 1 carbide/ski	<ul style="list-style-type: none"> The industry's first and only adjustable ski. The Pilot TS skis allow riders to change ski bite for changing snow conditions or riding styles easily and quickly. With the Pilot TS skis you dial in the perfect setting by turning a knob on the ski leg. The ski runner has ½" (12.5 mm) of travel up and down. The thin runner and square keel design work together to eliminate darting.
				PILOT X 1 carbide/ski	<ul style="list-style-type: none"> Completely redesigned from Pilot 5.7 with a new structural topside for 10% more rigidity. 31 mm longer keel with a new shape reduces darting. Adds 10% more lateral surface area and blends more smoothly with a new carbide. 11° degree reduction in approach angle.
				PILOT TX 1 carbide/ski	<ul style="list-style-type: none"> Improved to better match the REV Gen4 features. Redesigned top side for increased rigidity. 20 mm shorter overall length and more dramatic tip-up at the rear. 63 mm longer runner plate increases lateral surface for more effective cornering. Smoother front approach angle to reduce darting even further.
	TRAIL PERFORMANCE			PILOT R 1 carbide/ski	<ul style="list-style-type: none"> Straight from the MXZ X 600RS race sled. Very aggressive profile for sharp handling. Lightweight with high rigidity. Proven on the ISOC race circuit.
	DEEP SNOW			PILOT DS** 1 carbide/ski	<ul style="list-style-type: none"> Designed specifically for deep snow riding. Works well in many off-trail applications from utility sleds to mountain sleds. Thin edge is effective for grabbing side hills.
				PILOT DS-2 1 carbide/ski	<ul style="list-style-type: none"> Evolution of the DS with a deeper and shorter keel. Increased agility and less effort than the original. Great all-around ski for deep snow use. Standard on mountain sleds with 2.5" lug tracks and utility sleds.
				PILOT DS-3** 1 carbide/ski	<ul style="list-style-type: none"> Deep snow ski designed to match the latest 3" lug and longer tracks. 0.47" (12 mm) deeper keel than DS-2. Works well for aggressive riders using the biggest tracks.
				PILOT DS-3 REV Gen4*** 1 carbide/ski	
				PILOT DS-4 1 carbide/ski	<ul style="list-style-type: none"> 2-stage keel design improves flotation. Entire keel has been moved forward with a revised rear portion for improved consistency in deep snow and straighter tracking in rough conditions.

Does not fit REV Gen4. *Fits only REV Gen4. ****Second carbide can be added to ski by drilling marked additional holes.








Note: The use of aggressive skis, ski carbide runners or studs will alter the handling of your snowmobile, particularly in terms of maneuverability, acceleration and braking. Please refer to your Operators Guide for more details.

	COLORS																			
	Black		Yellow		Sunburst Yellow		Black/Yellow		Black/White		Viper Red		Lava Red		Orange Crush		Race Orange		Manta Green	
	Left	Right	Left	Right	Left	Right	Left	Right	Left	Right	Left	Right	Left	Right	Left	Right	Left	Right	Left	Right
	505072443		N/A		N/A		N/A		N/A		N/A		N/A		N/A		N/A		N/A	
	505074736		N/A		N/A		N/A		N/A		N/A		N/A		N/A		N/A		N/A	
	505072854	505072855	505073028	505073029	505073575	505073576	505073030	505073031	505073032	505073033	505073026	505073027	N/A		505074071	505074072	505073645	505073646	505074239	505074240
	505074829	505074830	N/A		505073851	505073852	N/A		N/A		N/A		N/A		505074067	505074068	N/A		505074235	505074236
	505074926	505074927	N/A		505075024	505075025	N/A		N/A		N/A		N/A		N/A		N/A		N/A	
	505074776	505074777	N/A		505075026	505075027	N/A		N/A		N/A		N/A		N/A		N/A		N/A	
	505074670		N/A		505074690		N/A		N/A		N/A		N/A		N/A		N/A		N/A	
	505073100		N/A		N/A		N/A		N/A		N/A		N/A		N/A		N/A		N/A	
	505073227		505073277		505073658		N/A		505073279		N/A		505073510		505073511		505073654		505073354	
	505073568	505074746	N/A		N/A		N/A		N/A		N/A		N/A		N/A		N/A		505073990	
	505075204		N/A		N/A		N/A		N/A		N/A		N/A		N/A		N/A		505075422	

SKIS

PILOT DS SKI LINER		Pilot DS-2 skis	860201040 • Black	
		Pilot DS skis	860200636 • Black	
		<ul style="list-style-type: none">• Provides additional flotation and reduces ski wear.• Same durable material as DS Ski.• Sold in pairs.		
SKI SKIN		Pilot 6.9 skis	860200422 • Black	
		<ul style="list-style-type: none">• Provides additional flotation and reduces ski wear.• Made of durable polyethylene.• Sold in pairs.		
DS-3 SKI TIP KIT		Fits vehicles with DS-3 skis	860201214 • Black 860201501 • Sunburst Yellow	
		<ul style="list-style-type: none">• Easy-install custom color tips change the appearance of your sled in minutes.• Adds flotation on the front of the DS-3 ski.• Sold in pairs with mounting hardware.		
SKI HANDLE RIVET KIT			860200525	
		<ul style="list-style-type: none">• Includes 2 long and 2 short aluminum rivets for repairing the handle on Pilot skis.		
SKI HANDLE		Pilot 5.7, 6.9, Pilot SL and Pilot TS, Pilot X and TX	505070917 • Yellow 505070963 • Black 505071048 • Orange Saturn 505071059 • Viper Red 505071556 • Full Moon	505072102 • White 505073649 • Race Orange 505073642 • Sunburst Yellow 505074226 • Manta Green 505074223 • Tactical Grey
		<ul style="list-style-type: none">• High-density colored polyethylene loops.		
SKI HANDLE		Pilot 7.4, DS-1, DS-2, DS-3	505072976 • Black 505073107 • Yellow 505073108 • White 505073388 • Lava Red	505074229 • Manta Green 505073513 • Orange Crush 505073651 • Race Orange 505073665 • Sunburst Yellow
		<ul style="list-style-type: none">• High-density colored polyethylene loops.		
SKI HANDLE		Pilot R	505073138 • Black	
		<ul style="list-style-type: none">• ISR compliant race ski loop.• High-density colored polyethylene loops.		
SKI HANDLE		Pilot X, Pilot TX, 5.7, 6.9, SL and TS	505075366 • Lava Red 505075028 • Sunburst Yellow	505075275 • Manta Green 505075364 • Black
		<ul style="list-style-type: none">• High-density colored polyethylene loops.		

SKI-DOO PILOT* SKIS AND CARBIDES TO SUIT ALL RIDING STYLES

CARBIDES <i>(Not illustrated)</i>	Youth	860202555
	<ul style="list-style-type: none"> • $\frac{7}{16}$" flat top runner with 4" of 60 degree turning carbide. • Sold in pairs. 	
PILOT X CARBIDES RUNNER 	Pilot X and Pilot 5.7 Skis	860202180
	<ul style="list-style-type: none"> • 4" 90° carbides. 	
PILOT TX CARBIDES RUNNER 	Pilot TX Skis – 4" 90° carbides	860202192
	Pilot TX Skis – 7" 60° carbides	860202243
<ul style="list-style-type: none"> • 12.5 mm longer runner: Increased front-end grip and steering stability. • Smoother runner attack angle (10°) for increased predictability. 		
PILOT TS CARBIDE RUNNER 	Pilot TS – (7" 60° tall)	860201364
	<ul style="list-style-type: none"> • Increases front end bite with an extra $\frac{1}{4}$" (6 mm) of runner depth, plus 7" of 60° carbide. • For Pilot TS adjustable skis. • Sold in pairs. • Patent pending US20150314800A1. 	
PILOT TS CARBIDE RUNNER 	Pilot TS – (7" 60° carbides – Pilot TS)	860201240
	Pilot TS (stock replacement) – (5" 90° carbides)	860201178
<ul style="list-style-type: none"> • For Pilot TS adjustable skis. • Sold in pairs. • Patent pending US20150314800A1. 		
PILOT EXPEDITION CARBIDES 	Pilot X, Pilot 5.7 SL, Pilot 5.7, Pilot 7.4, Pilot DS, Pilot DS-2, Pilot DS-3 Skis	860201044 • Square – Pack of 2 860201220 • Round $\frac{7}{16}$ " – Pack of 2
	<ul style="list-style-type: none"> • Protected under patent numbers US 7,413,198, US 7,389,995 and CA2535565. 	
PILOT EXTREME CARBIDES 	Pilot X, Pilot 5.7 SL, Pilot 5.7, Pilot 7.4, Pilot DS, Pilot DS-2, Pilot DS-3 Skis	860201045 • Round $\frac{1}{2}$ " – Pack of 4
	Pilot X, Pilot 5.7 SL, Pilot 5.7, Pilot DS, Pilot DS-2, Pilot DS-3 Skis	860201043 • Round $\frac{1}{2}$ " – Pack of 2
<ul style="list-style-type: none"> • Protected under patent numbers US 7,413,198, US 7,389,995 and CA2535565. 		
PILOT R CARBIDES 	Pilot R skis	860201697
	<ul style="list-style-type: none"> • Round, $\frac{7}{16}$" runners with 4 fixation points and 6" of 60° carbides. • Pack of 2. 	

*Protected under patent numbers US 7,413,198, US 7,389,995 and CA2535565.

Note: The use of aggressive skis, ski carbide runners or studs will alter the handling of your snowmobile, particularly in terms of maneuverability, acceleration and braking. Please refer to your Operators Guide for more details.

SKI-DOO BY **woody's** CARBIDES

MAVERICK CARBIDES

Pilot X, Pilot 5.7 SL, Pilot 5.7, Pilot 7.4, Pilot DS, Pilot DS-2, Pilot DS-3 Skis

860202677 • 6"

860202678 • 8"



- Classic Woody's hardweld to help reduce wear on the bar.
- Woody's precision 60 degree Carbide inserts.
- Lighter — weight savings over traditionally shaped bars.
- Concave sides to help hold snow and improve turning.
- This bar is CNC wireformed to insure a perfect fit.
- Will offer better control at increased speeds.

CARBIDE RUNNER

Pilot skis, except DS and DS-2

Pilot X, Pilot 5.7 SL, Pilot 5.7, Pilot DS, Pilot DS-2, Pilot DS-3 skis

Pilot X, Pilot 5.7 SL, Pilot 5.7, Pilot DS, Pilot DS-2, Pilot DS-3 skis

860202557 • Preformed 4" 60°

860202558 • Preformed 6" 60°

860202559 • Preformed 8" 60°



- The Dooly[†] by Woodys has two 7/16" Flat-Top[†] runners mounted on a plate for each ski.
- Four contact lines on snow surface help decrease darting of sled as it makes own groove in a trail.
- When in a turn, only one of the Dooly bars is in contact with the snow or ice.
- A Dooly with 4", 6" or 8" of carbide on both runners provides the same turning power as a single runner with 4", 6" or 8" of turning carbide.
- Sold individually.

ACE SKI RUNNER

Pilot X, Pilot 5.7 SL, Pilot 5.7, Pilot 7.4, Pilot DS, Pilot DS-2, Pilot DS-3 skis

860201969 • Preformed 6" 60°

860201970 • Preformed 8" 60°



- Woodys ACE single runner line uses a 3/8" x 1/2" preformed steel square bar.
- Taller profile and more aggressive, providing excellent control in all conditions.
- Works great in deep snow.
- Carries innovative features like 60° carbide inserts that are guaranteed not to come out under any conditions, Flat-Top design, rounded wear pads, full-length hardweld and bevel-cut host bar that doesn't snag trailer edge.
- Pack of 2.

EXECUTIVE[†] CARBIDES

Pilot X, Pilot 5.7 SL, Pilot 5.7, Pilot 7.4, Pilot DS, Pilot DS-2, Pilot DS-3 skis

860200580



- 1/2" round preformed material swedged at each end to best fit ski contour fitted with 8" of 60° turning carbide.
- Performance trail riders are known to use this runner.
- Provides proper balance with a studded track.
- Pack of 2.

EXTENDER TRAIL III[†] CARBIDES

Pilot X, Pilot 5.7 SL, Pilot 5.7, Pilot 7.4, Pilot DS, Pilot DS-2, Pilot DS-3 skis

860200578



- 1/2" round preformed material swedged at each end to best fit ski contour.
- 4" of 60° turning carbide provides positive cornering control.
- Pack of 2.

TRAIL BLAZER IV[†] CARBIDES

Pilot X, Pilot 5.7 SL, Pilot 5.7, Pilot 7.4, Pilot DS, Pilot DS-2, Pilot DS-3 skis

860200579



- 1/2" round preformed material swedged at each end to best fit ski contour.
- With 6" of 60° turning carbide, this runner is designed for trail riders looking for performance in cornering power and control.
- Pack of 2.

NEW NAVIGATOR SKI PROTECTORS

Pilot X skis

860202720



- Protect skis from wear at the front.
- Reduces darting as plate packs grooves, leaving runners a fresh path.
- Compatible with any single runner made.
- Compatible with Woody's Dooly runners.
- Sold in pairs.

WHEELS & SLIDER SHOES

SLIDER WITH VESPEL[†] INSERTS

All models with 163" and longer tunnels

All models with 154" and shorter tunnels

503194816

503194815



- Uses DuPont Vespel inserts for less friction.
- Can be cut to desired length.
- Better fuel efficiency, more power and increased vehicle speed due to reduced friction between the track clips and slides.
- Reduced need for maintenance and associated costs.
- Extended life due to enhanced wear characteristics of Vespel polyamide over incumbent UHMW PE.
- Allows riders to operate sleds in less than acceptable snow and trail conditions since water from snow is not needed for lubricity as with incumbent UHMW PE slide rails.

[†]Protected under patent numbers US 7,413,198, US 7,389,995 and CA2535565. [†]While supplies last.

Note: The use of aggressive skis, ski carbide runners or studs will alter the handling of your snowmobile, particularly in terms of maneuverability, acceleration and braking. Please refer to your Operators Guide for more details.

SLIDER SHOES



- Custom color-matched slider shoes with built-in wear marker.
- Long-lasting, impact-resistant.
- For all slide rail lengths.
- Easy-cut to desired length.

MODELS

146" SC-5 – Mountain & tMotion	503191499 • Black 503191695 • Yellow 503191947 • White
154" SC-5 – Mountain & tMotion	503191198 • Black 503191696 • Yellow 503191948 • White
163" SC-5 – Mountain & tMotion	503191501 • Black 503191697 • Yellow 503191949 • White
154" Rev Gen5, Rev Gen4 tMotion X, tMotion XT, cMotion X	503194251 • Black
165" Rev Gen5, Rev Gen4 tMotion X, tMotion XT	503194520 • Orange 503194254 • Black
175" Rev Gen5, Rev Gen4 tMotion XT	503194413 • Black 503194906 • Manta Green 503194908 • Sunburst Yellow
120" SC-5 & rMotion rMotion and rMotion X 120"	503191301 • Black 503191693 • Yellow 503191945 • White
rMotion and rMotion X 137"	503192562 • Red
137" rMotion Grand Touring 900 ACE	503191306 • Black 503191694 • Yellow 503191946 • White 503192563 • Red
174" tMotion	503193449 • Black
REV-XS 174"	503193819 • Black
	503194506 • Sunburst Yellow 503194505 • White

LIGHTWEIGHT WHEEL



- Color-matched lightweight snowmobile wheels.

MODELS

141 mm – REV Gen5, REV Gen4, XM, XS, XP, XR	503192794 • Black 503191621 • Yellow 503191622 • Full Moon 503191942 • White
152 mm – REV Gen5, REV Gen4, XM, XS, XP, XR	503191755 • Black
180 mm – REV Gen5, REV Gen4, XM, XS, XP, XR	503191626 • Yellow 503191627 • Full Moon 503191742 • Black 503191943* • White
141 mm – rMotion	503193477 • Black
147 mm – rMotion	503193376 • Black
180 mm – rMotion	503192766 • Black

EXTRA IDLER WHEEL KIT



REV-XP, XR (except rMotion)

REV Gen4 Summit, Freeride and Backcountry, XM, XM Summit X with T3 package

860201230 • 141 mm

860201183 • 152 mm

- Reduces drag and rolling resistance.
- Includes 2 wheels, brackets and hardware.

4TH REAR WHEEL KIT* - 180 MM
(Not illustrated)

REV-XS, XP, XR 120" and 137"

860200358 • 180 mm

- 4th rear idler design reduces drag and rolling resistance.
- Works in conjunction with stock 3 wheel setup.

REAR WHEEL KIT

Youth 200

7639-963

Youth 120

7639-967



- Additional wheels for the rear suspension for low snow conditions.
- Includes wheels and mounts.

NSK[†]

503190396 • 6004

503193548 • 6005

503191778 • 6006

293350153 • 6205

- High performance grease developed for extreme temperatures, water resistance and high speeds with low start torque.
- Advanced Winter Grade DUL1 double-contact seal design for optimum protection from moisture and contamination.

- Polyamide resin ball-guide cage facilitates smooth rolling contact and lubricant distribution.
- Ultra-clean steel for extended bearing life—high-grade balls for quiet and smooth operation even at high speed.
- Super finished raceways to minimize noise and improve lubricant distribution and life.

*While supplies last.

TRACTION

// TRACKS, YOUR CONNECTION TO THE SNOW

POWDERMAX X-LIGHT WITH FLEXEDGE

- 3.5 inch [8.89 cm] pitch reduces weight and keeps snow between lugs for added performance.
- Exclusive 16 inch [41 cm] wide design adds floatation and traction without sacrificing maneuverability.
- Edges flex to reduce the effort to initiate roll-up.
- 3 inch [7.62 cm] lug heights.

POWDERMAX X-LIGHT (15"/16" FULL-WIDTH RODS).

- 3.5 inch [8.89 cm] pitch reduces weight and keeps snow between lugs for added performance.
- Exclusive 16 inch [41 cm] wide design adds floatation and traction without sacrificing maneuverability.
- Exclusive 15 inch [38 cm] width allows for faster reaction and higher track speeds.
- Full-width rods provide more stability and predictability to cut even more precise lines.
- Available in 3 inch [7.62 cm] lug height.

PITCH	LENGTH	WIDTH	LUG HEIGHT	PROFILE	SKU
3.5"	154"	16"	2.50"	PowderMax Light with FlexEdge	504154405
	165"	16"	2.50"	PowderMax Light with FlexEdge	504154406
	154"	15"	3.00"	PowderMax X-Light	NEW 504154686
	154"	16"	3.00"	PowderMax X-Light	504154412
	165"	16"	3.00"	PowderMax X-Light	NEW 504154684
	165"	16"	3.00"	PowderMax X-Light	504154413
	175"	16"	3.00"	PowderMax X-Light	504154414
	154"	16"	3.00"	PowderMax X-Light with FlexEdge	504154415
	165"	16"	3.00"	PowderMax X-Light with FlexEdge	504154416
	154"	16"	3.00"	PowderMax Light	504153785
	165"	16"	3.00"	PowderMax Light	504153786
	175"	16"	3.00"	PowderMax Light	504153787
3.00"	154"	16"	3.00"	PowderMax 3 / FlexEdge	504153349
	163"	16"	3.00"	PowderMax 3 / FlexEdge	504153224
	174"	16"	3.00"	PowderMax 3 / FlexEdge	504153234
2.86"	154"	16"	1.50"	Charger	5504154391
	120"	14"	1.00"	Cobra	5504154700
	137"	15"	1.35"	Cobra	5504154374
	137"	15"	1.60"	Cobra	5504154394
	146"	15"	1.35"	Cobra	5504154385
	146"	15"	1.60"	Cobra	5504154395
	146"	14"	1.60"	Cobra with FlexEdge	5504154701
	154"	20"	1.80"	Cobra WT	5504154706
	146"	15"	1.75"	Hurricane with FlexEdge	5504154703
	146"	15"	1.60"	Ice Cobra	5504154396
	129"	15"	1.25"	Ice Ripper XT	5504154376
	129"	15"	1.50"	Ice Ripper XT	5504154386
	137"	15"	1.25"	Ice Ripper XT	5504154373
	137"	15"	1.50"	Ice Ripper XT	5504154387
	146"	15"	2.50"	PowderMax	5504154656
	146"	16"	2.00"	PowderMax	5504154399
	146"	16"	2.50"	PowderMax	5504154618
	154"	15"	2.50"	PowderMax	5504154685
	154"	16"	2.00"	PowderMax	5504154704
	154"	16"	2.50"	PowderMax	5504154404



FLEXEDGE

POWDERMAX X-LIGHT

ICE COBRA 1.6

ICE RIPPER XT

PITCH	LENGTH	WIDTH	LUG HEIGHT	PROFILE	SKU
2.86"	137"	15"	1.75"	Racing	504154398
	120"	15"	1.25"	RipSaw	504154702
	129"	15"	1.25"	RipSaw	504154375
	137"	15"	1.25"	RipSaw	504154377
	137"	15"	1.25"	RipSaw II 2-ply	504154382
	154"	24"	1.50"	Silent Cobra SWT	504154712
	154"	20"	1.50"	Silent Cobra WT	504154707
	154"	20"	1.80"	Silent Cobra WT	504154710
	154"	24"	1.50"	Silent Ice Cobra SWT	504154714
	154"	20"	1.50"	Silent Ice Cobra WT	504154708
	154"	20"	1.25"	Utility	504154705
	154"	16"	1.50"	Charger	504152761
	154"	20"	1.80"	Cobra WT	504154041
	129"	15"	1.60"	Ice Cobra 1.6 (REV Gen 4 Compatible)	504153705
	137"	15"	1.60"	Ice Cobra 1.6 (REV Gen 4 Compatible)	504153706
	120"	15"	1.25"	Ice Ripper XT	504153100
	129"	15"	1.25"	Ice Ripper XT	504153345
	129"	15"	1.50"	Ice Ripper XT	504154056
	137"	15"	1.25"	Ice Ripper XT	504153101
	137"	15"	1.50"	Ice Ripper XT	504154057
	137"	16"	1.75"	PowderMax	504152803
	146"	16"	2.00"	PowderMax	504153670
	154"	16"	2.00"	PowderMax	504153173
	154"	20"	1.75"	PowderMax	504153133
	154"	20"	2.35"	PowderMax	504154263
	146"	16"	2.50"	PowderMax 2 / Flexedge	504153198
	154"	16"	2.50"	PowderMax 2 / Flexedge	504153199
	154"	16"	2.50"	PowderMax 2 / Flexedge	504153009
	120"	15"	1.25"	RipSaw	504152606
	137"	16"	1.25"	RipSaw	504152734
	154"	20"	1.25"	Utility	504154255
	154"	20"	1.50"	Utility	605613004
2.86" INTER PITCH	137"	15"	1.25"	Silent Track II	504154383
	137"	15"	1.25"	Studded Silent Track II	504154384
2.52"	156"	20"	1.25"	Wide Track	13070

TRACTION



COBRA WT

ICE ATTAK XT

RIPSAW II 1.5

BACKCOUNTRY X

CONQUER 280

PITCH	LENGTH	WIDTH	LUG HEIGHT	PROFILE	CLIP	SKU
3.5"	165"	15"	2.8"	Conquer 280	1 clip every 2 profiles	C9340M
	154"	15"	2.8"	Conquer 280	1 clip every 2 profiles	C9341M
3.00"	174"	15"	3.2"	Challenger X3.2	1 clip every 2 profiles	C9311M
2.86"	146"	16"	2.25"	PowderMax	1 clip every 2 profiles	C9064M
	137"	16"	1.6"	ICE Cobra 1.6*	Full clip	C9249C
	137"	15"	1.75"	Backcountry X	Full clip	C9289C
	137"	15"	1.5"	RipSaw II 1.5	Full clip	C9306C
	120"	15"	1.75"	Hurricane 175	Full clip	C9400C
	129"	15"	1.75"	Hurricane 175	Full clip	C9401C
	137"	15"	1.75"	Hurricane 175	Full clip	C9402C
	146"	15"	1.75"	Hurricane 175	Full clip	C9403C
2.52"	121"	15"	1.22"	ICE Attak XT	Full clip	C9200H
	156"	24"	1.75"	Cobra SWT	Full clip	C9260U

TRACTION ACCESSORIES

HEAVY-DUTY SPRING KIT

(Not illustrated)

Youth 120 and 200

8639-208

- Higher capacity springs for larger riders.
- Maintain handling and comfort as riders grow.

PHANTOM SHARP STUDS & SUPPORT PLATES BY WOODY'S
5/16 - 1.325"

- All the benefits of 286 Phantom Series studs.
- Unique track design makes it the only traction product available to maintain track warranty and track life.
- Kit complete with stud, nut and support plate.
- The only traction product approved by BRP.

MODELS

REV Gen5, REV Gen4, XS, XP, XR - 120" tracks	860200729 • Pack of 84
REV Gen5, REV Gen4, XS, XP, XR - 129" & 137" tracks	860200730 • Pack of 96
REV Gen5, REV Gen4, XS, XP, XR - [5/16 - 1.325"]	860200731 • Pack of 500

286 PHANTOM SERIES STUDS & SUPPORT PLATES BY WOODY'S

- A complete line of traction products developed specifically for Ski-Doo's REV Gen4, XS, XP, XR tracks.
- Due to the unique track design, this is the only traction product available to maintain track warranty and track life.
- Kit complete with stud, nut and support plate.
- The only traction product approved by BRP.

MODELS

REV Gen5, REV Gen4, XS, XP, XR - 120" tracks • 5/16 - 1.075"	860200718 • Pack of 84
REV Gen5, REV Gen4, XS, XP, XR - 129" & 137" tracks • 5/16 - 1.075"	860200719 • Pack of 96
REV Gen5, REV Gen4, XS, XP, XR • 5/16 - 1.075"	860200720* • Pack of 500
REV Gen5, REV Gen4, XS, XP, XR - 120" tracks • 5/16 - 1.325"	860200721 • Pack of 84
REV Gen5, REV Gen4, XS, XP, XR - 129" tracks • 5/16 - 1.325"	860201281 • Pack of 90
REV Gen5, REV Gen4, XS, XP, XR - 137" tracks • 5/16 - 1.325"	860200722 • Pack of 96
REV Gen5, REV Gen4, XS, XP, XR • 5/16 - 1.325"	860200723 • Pack of 500

GOLD DIGGER¹ STUDS AND SUPPORT PLATES BY WOODY'S

- Through-hardened carbon steel with 60° carbide insert.
- 1" head with patented track trapping design.
- Due to the unique track design, this is the only traction product available to maintain track warranty and track life.
- Kit complete with stud, nut and support plate.
- The only traction product approved by BRP.

REV Gen5, REV Gen4 [2021] & all 1 1/4" 137" 2 ply tracks • 5/16 - 1.325"

415128957 • Pack of 96**TUNNEL PROTECTOR KIT**

- Protects your bulkhead and heat exchangers in all conditions.
- Provides proper protection for stud installation on pre-studded track.
- So unique—patent pending US20160152304.

MODELS

Neo 120"	860202212
REV-XP fan-cooled 120" & 137", REV-XU Tundra 137"	860200381
REV-XU Expedition [2011 & up] and Skandic SWT, WT	860200757
REV-XP [except fan-cooled], REV-XR, REV-XS 120", 129" & 137"	860200802
REV Gen5 and REV Gen4 16", 129" and 137" tracks with Ice Ripper track or Woody's studs, REV Gen4 [Wide] 20" with Ice Ripper and Silent Ice Cobra WT.	860201280
REV Gen5 and REV Gen4 with 129" Ice Cobra, Ice Attak XT track or Ice Ripper XT [Silent Drive 2 System]	860201688
REV Gen5 and REV Gen4 with 137" Ice Cobra, Ice Attak XT track or Ice Ripper XT [Silent Drive 2 System]	860201692
REV Gen4 with 146" Ice Cobra, Ice Attak XT track or Ice Ripper XT [Silent Drive 2 System]	860201693

DRILL BIT**415128884**

*While supplies last.



To install the studs, always use the installation tools, procedures and torque specified in the instructions. Proper installation provides maximum product longevity and helps prevent track damage. BRP recommends that studs be installed by authorized BRP dealers and on approved pre-patterned tracks only. These tracks come standard on most 2022 Ski-Doo snowmobiles. Look for this symbol on your track. Woody's products are designed to fit and interact with each other. The stud nut and support plate form a complete unit. The use of aggressive skis, ski carbide runners or studs will alter the handling of your snowmobile, particularly in terms of maneuverability, acceleration and braking. Please refer to your Operators Guide for more details.

CVT MAINTENANCE PARTS



PERFORMANCE DRIVE BELTS

- High performance drive belts calibrated to maximize your sled's performance.
- Aramid tensile cords used in construction for extra long life and dependability, also delivers a consistent length with minimal belt shrinkage and minimal length adjustments.
- High tensile reinforced fiber elastomer undercords provide minimal dusting and long term flex life.
- Flexweave overcord for superior adhesion and crack resistance.
- Consistent performance during life of belt.
- Quality you can count on for optimum performance.
- Built with distinctive durability features for mountain, trail or fast tracks.

SKU	DESCRIPTION
REV GEN5, REV GEN4, XM, XS, XP, XU, XR, REV	
417300574	850 E-TEC Turbo R
417300571	850 E-TEC, 900 ACE Turbo R, 900 ACE Turbo – 150
417300531	800R E-TEC (all model years), 800R P-TEK (all model years)
417300558	900 ACE Turbo GT 2019, 900 ACE Turbo – 130
417300551	600R E-TEC, 600 E-TEC, 1200 4-TEC, 900 ACE
417300586	600 EFI
417300367	550 Fan (2010-2011)
415060600	Fan (2009 and prior)
414860700	550 Fan (2012, 2014)
417300585	600 ACE, 550 Fan
RT	
417300189	1000

SKU	DESCRIPTION
ZX	
414860700	500, 600 LC
417300585	700, 800 LC
417300067	700 (1999, 2000)
415060600	Fan
417300586	V-1000, 600 SDI (2004), V-800
417300383	800 SDI (2004)
UTILITY (EXCEPT REV GEN4 (WIDE) 20" & REV-XU)	
605348425	All 2008 models, 2007 TUV and SWT V-800
414633800	All Fan Skandic except Tundra
417300326	Tundra RF 300
415060600	Tundra RF 500
417300586	Tundra RF V-800
414827600	Old Tundra 280 Fan
S-CHASSIS	
417300067	Semi-cogged
414860700	Not cogged

// PDRIVE PULLEY SERVICE KITS

SKU	FITS ON ALL P DRIVE	KIT COMPONENT	QTY	
TORQUE ROLLERS MAINTENANCE KIT				
	861805558	2015-2017	Torque Roller	3
			Back Torque Roller	3
			Roller Axle	3
			Spring pin	3
	861805559	2018 and up	Torque Roller	3
			Back Torque Roller	3
			Roller Axle	3
			Spring pin	6
	TORQUE SLIDERS MAINTENANCE KIT			
	861805560	2018 and up	Slider	3
Roller Axle			3	
Spring pin			6	
Outer Thrust Washer			3	
Inner Thrust Washer			3	
RAMP ROLLERS MAINTENANCE KIT				
861805561	2015 and up	Roller Assembly	3	
		Thrust Washer	6	
		Roller Axle	3	
		Screw	3	

Kits made with Premium OEM parts

**DRIVE PULLEY CAM FOR QRS
ROLLER SECONDARY CAM**

REV Gen5, REV Gen4, REV-XP

417126962 • 38°
417127372 • 42°
417127367 • 44°
417127325 • 44°-42°

417126975 • 44°-33°
417127426 • 46°-42°
417127326 • 40°
417127529 • 44°-40°

- Specially designed for the QRS driven pulley.
- For optimal smooth performance and durability.

MAINTENANCE KIT FOR TRA DRIVE PULLEY

- Includes: 1 spring cover assembly, 3-roller assembly, 1 bushing (siding flange), 6 slider shoes, 6 O-rings, 1 circlip, 3 cotter pins and 3 lever axles.

MODELSREV-XP, XR, XS, XM, XU - 2011 (550F), 2011 to 2018 (600 & 600 E-TEC sea-level) **415129624**REV-XM, XU - 2012 (1200), 2012 to 2018 (600 E-TEC high altitude), 2013 to 2019 Tundra Xtreme **415129625**REV-XP, XS, XM, XU - 2011 to 2018 (800R P-TEK & 800R E-TEC) **415129626**REV-XP, XS, XM, XU - 2008 to 2010 (800R P-TEK & 800R E-TEC) **415129627**REV-XP, XS, XM, XU - 2011 and prior (1200), 2011 and prior (600 E-TEC high altitude) **415129708****MAINTENANCE KIT FOR DRIVE PULLEY**
(Not illustrated)

All 2016 and up eDrive 2 Clutch with heptagonal roller.

415130055

- Includes: 6-roller assembly, 12 slider shoes, 3 O-rings.

**FLOATING QRS SHORT SHAFT
CONVERSION KIT**

Fits 600 CARB, 600 E-TEC, 800 P-TEK and 800 E-TEC engines

860200832

- Conversion kit allows installation of a removable floating secondary pulley.
- Also provides ability to remove driven pulley without removing countershaft.
- Includes gun-drilled lightweight shaft and all necessary parts and hardware for conversion.

EDRIVE 2 CLUTCH

4-TEC 1200 only 2010 and up

415130054



- With double the number of rollers and arms compared to TRA designs, this clutch is designed for low maintenance and long life with 4-stroke powertrains.

NGK® SPARK PLUGS

- You'll see a difference with genuine NGK spark plugs.
- Solid steel terminal reduces the chance of arcing in the plug cap, which may interfere with the electric component.
- A necessity in today's ignition systems.

MODELSBR9-ES **219703120**600 CARB, 800 P-TEK - BR9-ECS (Gap 0.8 mm) **415128524**600 H.O. E-TEC - PZFR6F **415130430**1200 4-TEC - CR8EKB **415129429**800R E-TEC - PFR7AB **415129484**600 ACE - MR7B18 **415129670**900 ACE - MR8D18 **415129944**850 E-TEC, 600R E-TEC - ILKR8Q **415130154**550F, 600RS - BR9ECS **512059552**900 ACE Turbo - LMAR9AI-8 **415130363**600 CARB, 800R P-TEK - BR8ECS (Gap 0.8 mm) **512060029**600 EFI - BPR8ES **415130429**

ELECTRICAL

YUASA [†] BATTERIES		MODELS	
	<ul style="list-style-type: none">• Maintenance free.• No need to add water but periodic charging required when not in use.• Absorbed Glass Mat (AGM) Separators—an advanced battery technology that eliminates the need to ever add water.• Advanced lead-calcium technology—holds its specific gravity more than 3 times longer than conventional lead antimony batteries.	14 Amps Dry (12N14-3A)	42215
		20 Amps Dry (Y50N18L-A)	410301201
		3 Amps Wet (YTX4L-BS)	410301204
		18 Amps Wet (YTX20L-BS)	410301203
		18 Amps Wet (YTX20HL-PW)	415129898
		21 Amps Wet (YTX24HL-BS)	410922962
		30 Amps. Wet (YIX30L)	515176151
CTEK BRP 5.0 CHARGER		860200997	
	<ul style="list-style-type: none">• CTEK, the manufacturer of the smartest battery chargers in the world, has produced a BRP specific charger for all BRP products.• Charger is built to meet the demanding arctic conditions.• Ask your dealer for more information.		



MAINTENANCE

OILS & MAINTENANCE PRODUCTS

ENGINE OILS

XPS 2T E-TEC SYNTHETIC OIL



- Specifically engineered to meet the unique needs of Rotax engines, it provides maximum protection against engine wear in E-TEC engines.
- Uses a highly effective package to keep engine parts lubricated, clean and free of wear.

9779281 • 1 qt / 946 ml
9779282 • 1 US gal / 3.785 L
9779283 • 2.5 US gal / 9.46 L

9779284 • 5 US gal / 18.92 L
9779285 • 55 US gal / 205 L

- This low smoke, low odor formula also allows for maximum engine performance.
- Can be used in direct, semi-direct fuel injection system and high performance carbureted 2-stroke engines.

XPS 2T RACING SYNTHETIC OIL



- Specially designed for high-performance or racing engines.
- Top-performing synthetic oil is formulated with a highly evolved additive package that includes performance enhancing esters.

9779229 • 1 US gal / 3.785 L

- Withstands extreme operating temperatures, high RPM and heavy loads to deliver competition-level engine protection.
- Use in high-performance 2-stroke snowmobiles and off-road motorcycle engines.

XPS 2T SNOWMOBILE SYNTHETIC BLEND OIL



- Designed for all oil injection or pre-mix 2-stroke snowmobiles with electronic fuel injection or carbureted engines.
- Recommended engine oil for Rotax 600 EFI engine.
- Facilitates cold starting with low-smoke emissions.

9779649 • 1 US gal / 3.785 L

- Ensures maximum protection against wear by keeping the engine parts lubricated and clean.

XPS 2T SNOWMOBILE PREMIUM MINERAL OIL



- Powersport formula with premium anti-wear and anti-corrosion additives.
- The carefully balanced additives optimize detergency and lubrication through a broad range of operating temperatures.

9779277 • 1 US gal / 3.785 L
9779279 • 5 US gal / 18.92 L

- Additional corrosion protection for wet environments and during storage.
- Safe for winter/snowmobile use.

XPS 4T OW-20 EXTREME COLD SYNTHETIC OIL



- EXTREME COLD engine oil is state-of-the-art, developed for easier cold starts in the most frigid, harshest winter climates.
- The custom formula promotes fast oil flow from the sump to critical engine components to ease starting.

9779294 • 1 qt / 946 ml
9779295 • 1 US gal / 3.785 L

9779147 • 5 US gal / 18.92 L
9779148 • 55 US gal / 205 L

- Protects 4-stroke snowmobiles, ATVs and power equipment from cold start engine wear.

XPS 4T OW-40 SYNTHETIC OIL



- Powersport formula with premium anti-wear and anti-corrosion additives.
- The best choice for high-performance snowmobile, ATV and SXS 4-stroke engines used in cold weather.

9779286 • 1 qt / 946 ml
9779287 • 1 US gal / 3.785 L

9779141 • 5 US gal / 18.92 L
9779142 • 55 US gal / 205 L

9779143 • 265 US gal / 1,003 L
9779144 • 330 US gal / 1,249 L

- Provides superior engine and transmission protection against heat, rust and corrosion.
- Delivers optimal performance in high and low temperatures.

MAINTENANCE PRODUCTS

OIL FILTER

420956124


- 900 ACE, 900 ACE Turbo, 600 ACE and 1203 engines.

EXTENDED LIFE PRE-MIXED COOLANT

619590204 • 1 qt / 946 ml


- Antifreeze/coolant contains the correct dilution and the necessary additives to prevent corrosion and inhibit cavitation in BRP cooling systems.
- Long-life, 5-year formula specially formulated for BRP vehicles.
- Superior heat transfer.
- Ideal replacement for vehicles that normally use a 2-year antifreeze/coolant (green).
- 5 years (orange).

DOT 4 BRAKE FLUID

9779207 • 12 fl. oz. / 355 ml


- Meets or exceeds all DOT3 and DOT4 brake fluid requirements.
- High-temperature formula resists fade, and also conditions seals and O-rings in braking systems.

PREMIUM MINERAL CHAINCASE OIL

619590099 • 8.45 fl. oz. / 250 ml


- Made with high-quality mineral oil stock and contains additives to help lubricate and protect chaincases from wear and corrosion.
- Offers excellent lubrication and complete protection for all Ski-Doo snowmobiles with a conventional chaincase.

SYNTHETIC CHAINCASE OIL**9779185** • 12 fl. oz. / 355 ml

- Specially developed for high-performance Ski-Doo models, it represents the best in state-of-the-art chaincase lubrication.
- This multigrade full-synthetic formula flows well at cold temperatures and won't break down at high temperatures.
- Made with additives that protect internal components from wear and corrosion and also conditions seals.
- Not for use in 2-speed snowmobile transmissions on Expedition, Skandic utility models.

SYNTHETIC GREASE SUSPENSION**9779226** • 14 oz./ 400 g

- Designed to work specifically with the components found in Can-Am and Ski-Doo vehicles suspensions.
- It is highly stable and offers optimal lubrication at both extreme cold and high temperatures while protecting suspension components from dirt and moisture, as well as corrosion under extreme washout conditions.

SYNCHROMESH TRANSMISSION SYNTHETIC OIL**9779211** • 24 fl. oz. / 710 ml

- Uses a unique combination of synthetic base stocks and additives that allow higher loads, superior shear stability and reduced oxidation compared to other synthetics and conventional API GL-5 gear oils.
- Its tremendous thermal stability and constant viscosity give exceptional wear protection and superior performance for excellent low-temperature characteristics and improved gear protection at higher temperatures.
- Recommended for use in all Ski-Doo and Lynx synchromesh transmissions requiring 75W-140 API GL-5 gear oils.
- Offers added assurance during extended drain intervals.
- Exceeds API GL-5 specifications.

ANTI-CORROSIVE LUBRICANT**619590722** • Canada only • 12 oz./ 340 g

- Multipurpose lubricant that can also be used to prevent rust, corrosion and moisture intrusion.
- It contains extreme pressure additives that work as an all-around lubricant for just about anywhere lubrication is needed.

FUEL STABILIZER**9779183** • 8 fl. oz. / 236 ml

- Ethanol-compatible and will stabilize fuel in your tank to keep it from breaking down and causing hard starting, throttle hesitation and poor run quality.
- Ethanol attracts moisture, and this product contains powerful anti-corrosion additives to protect fuel system components.
- Prevents problems associated with E10 fuels.

STORAGE OIL**619590094** • 12 oz./ 350 g

- High-performance fogging oil designed to protect internal engine parts from rust and corrosion.
- It coats engine internals throughout the whole storage period and is burned away through combustion when engine is started.
- Protects engines during non-use or storage.
- Burns complete upon start up.

// APPAREL

121	SIZING CHART	150	EXODUS
122	ADVEX HELMET	152	TRAIL COLLECTION
124	NEW COMMUNICATION SYSTEM VIBE BY BRP!	156	EXOFLOAT SYSTEM
126	HELMETS AND COMMUNICATION SYSTEM	157	VASA
129	GOGGLES	158	VASA COLLECTION
130	NEW TEC+ ULTRA BOOTS	160	CORIDA 3-IN-1
131	BOOTS AND SOCKS	161	CROSSOVER COLLECTION
132	BAGS	163	CLIM8
132	PROTECTIVE GEAR	164	UTILITY COLLECTION
133	BC SERIES	165	GLOVES
134	SYMPATEX KEY TECHNOLOGIES	168	KIDS
135	BC KONA	169	KIDS COLLECTION
136	BC KONA +	173	SPORTSWEAR
137	BC ASPECT	174	SPORTSWEAR – BASE LAYERS
138	BC COLLECTION	175	SPORTSWEAR – PREMIUM
142	TEC LAYERS	176	SPORTSWEAR – SIGNATURE
143	LAYERING	178	SPORTSWEAR
144	RIDING GEAR TRAIL	184	HEADWEAR AND NECKWEAR
146	X-TEAM COLLECTION		

-
- Diagram illustrating the seven key body measurements for a custom suit:
- Head
 - Arm Length
 - Chest / Bust
 - Waist
 - Hips
 - Inseam

MEN'S & WOMEN'S								KIDS				BABY			
	XS	S	M	L	XL	2XL	3XL		S	M	L		S/M	L/XL	
Head [in.]	20½–21½	21½–22	22½–22¾	23½–23½	24–24½	24¼–25½	25½–25½	Men's	—	6–9½	10–13	Kids	9½–12½	13–3	
Head [cm]	53–54	55–56	57–58	59–60	61–62	63–64	65–66	Women's	4–8	8½–12	—				

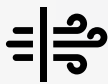
	S	M	L	
Men's	—	6-9½	10-13	Kids
Women's	4-8	8½-12	—	9½-12½ 13-3

ADVEX HELMET

// KEY BENEFITS



HEATED AND
NON HEATED



HIGH
AIRFLOW



DOT AND ECE
CERTIFIED

// USAGE

ACTIVE TRAIL
RIDERS

VARYING
WEATHER

// PRODUCT PERFORMANCE



WARMTH



AIRFLOW



LIGHTWEIGHT

// GRAPHICS

BRP Branded



Ski-Doo Branded



// TYPES

Full electric

Standard



ADVEX HELMET KEY TECHNOLOGIES

// HEAT DISTRIBUTION



// AIRFLOW



// NOISE CANCELLING



// JET STYLE



// COMM INTEGRATION



// CHIN CURTAIN



WHY CHOOSE THE ADVEX?

Think of the convenience of a modular helmet with all the features of a full face Helmet. A perfect helmet for more active trail riders, you can control your air intake, and always ride fog free due to the hot air exhaust. Not only does this helmet have noise cancelling pads, back light a heated sun visor garage and removable peak but it ALSO comes comms ready and flashlight ready!

NEW COMMUNICATION SYSTEM VIBE BY BRP!

NEW COMMUNICATION SYSTEM BUILT TO INTEGRATE SEAMLESSLY INTO THE ADVEX HELMET.



An extension of the vehicle, our comm system built in partnership with Sena for BRP. It fully integrates into the new Advex AND you can ride worry free as the system is fueled by the eLinQ system so, no matter how cold it is... you can chat, listen and ride all day long in comfort. Choose to ride without an electric Advex? Not a problem with twice the standard comm system battery size you can ride up to 8hr in -18C.

VIBE COMMUNICATION SYSTEM

KEY TECHNOLOGIES



// ONE-CLICK-TO-CONNECT
SIMPLICITY

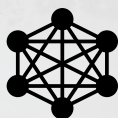
// COMM INTEGRATION

// MAGNET EASY INSTALL

// UNLIMITED TALK TIME
THROUGH eLinQ

// RAPID CHARGING,
BATTERY LIFE 8HRS @ -18C

// SOUND BY
HARMAN KARDON



OPEN MESH INTERCOM:
LIMITLESS



BLUETOOTH 5.1



GROUP MESH INTERCOM:
24 RIDERS



INTERCOM
2 KM / 1 MI



MULTI-LANGUAGE
VOICE COMMAND



ADVANCED NOISE
CONTROL™

AN EXTENSION OF YOUR SLED

The comm system is now connected to the latest BRP hub handle bar system. Control the volume, skip through songs, and check out key info like battery status and mesh channel.

HELMETS AND COMMUNICATION SYSTEM

UNISEX



Black [90]

NEW ADVEX SPORT RADIANT HELMET (DOT ECE22.06)

929081 • XS, S, M, L, XL, 2XL, 3XL



Orange [12]

NEW ADVEX SPORT RADIANT HELMET (DOT ECE22.06)

929126 • XS, S, M, L, XL, 2XL, 3XL



White [01]

NEW ADVEX SPORT RADIANT HELMET (DOT ECE22.06)

929130 • XS, S, M, L, XL, 2XL, 3XL



Yellow [10]

NEW SKI-D00 ADVEX SPORT RADIANT HELMET (DOT ECE22.06)

929094 • XS, S, M, L, XL, 2XL, 3XL

- Advex Sport Radiant Helmet (DOT/ECE) with M-FORGE Composite shell.
- 4-year limited warranty.
- Lightweight M-FORGE® Composite shell
- Innovative and safe full face access opening
- Adjustable and easily removable peak
- Amplified heated visor with pivot contact system with integrated adjustable vent
- Sun visor heated chamber.
- eLinQ rear magnet connector.
- Lightweight battery-less rear LED light for added rider safety.
- Retractable amber sun visor for best vision in snow conditions.
- Prescription eyeglasses friendly.
- Adjustable humidity extractor vents.
- NCS System: Reduces noise

- Optional side LED utility light.
- Optional VIBE mesh communication system made for winter with never lose power feature when plugged in.
- Neck skirt to reduce air intrusion.
- Humidity control with breathguard mask system
- Operate all features with gloved hands.
- 2 shell sizes and 4 EPS size for better fit and comfort.
- Ratcheting quick-release chin strap.
- Recyclable helmet shell for minimal environmental impact.
- Aerodynamic shape to reduce neck fatigue.
- 1895 g ± for size large.
- 1965 g ± for size large with peak
- D.O.T. and ECE 2206 certified



Black [90]

NEW ADVEX SPORT HELMET (DOT ECE22.06)

929079 • XS, S, M, L, XL, 2XL, 3XL



Orange [12]

NEW ADVEX SPORT HELMET (DOT ECE22.06)

929125 • XS, S, M, L, XL, 2XL, 3XL



White [01]

NEW ADVEX SPORT HELMET (DOT ECE22.06)

929129 • XS, S, M, L, XL, 2XL, 3XL

- Advex Sport Helmet (DOT/ECE) with M-FORGE Composite shell.
- 4-year limited warranty.
- Lightweight M-FORGE® Composite shell
- Innovative and safe full face access opening
- Adjustable and easily removable peak
- Dual lens anti-fog visor with integrated adjustable vent
- Retractable amber sun visor for best vision in snow conditions.
- Prescription eyeglasses friendly.
- Adjustable humidity extractor vents.
- NCS System: Reduces noise
- Optional side LED utility light.
- Optional VIBE Mesh made for winter integrated communication system

- Neck skirt to reduce air intrusion.
- Humidity control with breathguard mask system
- Operate all features with gloved hands.
- 2 shell sizes and 4 EPS size for better fit and comfort.
- Ratcheting quick-release chin strap.
- Recyclable helmet shell for minimal environmental impact.
- Aerodynamic shape to reduce neck fatigue.
- 1825 g ± for size large.
- 1895 g ± for size large with peak
- D.O.T. and ECE 2206 certified



Black [90]

NEW ADVEX HELMET-INTEGRATED LED UTILITY LIGHT

929085 • One size

- Optionnal part for Advex helmet
- Utility lamp
- Tool-free installation.
- 3 power modes.
- 3 AAA batteries (battery box to install in the helmet, batteries not included)
- Using the Vibes Communication System Battery
- Connection of the Vibe communication system by ElinQ (Electric power supplied by the vehicle)
- Easy one-handed on/off without a button. (by opening / closing)
- High level of illumination, over 100 lumens
- ECE 22.06 certification for helmet



Matte Black [93]

NEW VIBE COMMUNICATION SYSTEM BY BRP

929086 • One size

- VIBE Bluetooth Mesh Comm System with superior audio quality for the Advex helmet.
- Sound by harman/kardon®
- Mesh 2.0: Robust reliability compatible with all Sena Mesh devices.
- One-Click-to-Connect simplicity.
- Mesh Intercom™ features superior audio quality compatible with all Sena Mesh devices.
- 2 antennas for 3km line of sight range
- Multi-channel protocol in Open Mesh allows users to switch between 9 comm channels.
- Bluetooth® 5.1 enabled.
- Convenience of voice-activated digital assistant access ("Hey Google"/"Hey Siri").
- 30% faster Rapid-Charging.
- Glove-friendly interface.
- Compatible with all Advex helmets.
- Never run out of power when installed in Advex Radiant helmet version.
- Largest battery capacity with 8 hours talk time at -18°C/-0°F.



Charcoal Grey [07], Grey [09], Indigo Blue [82], Red [30], Yellow [10]

EXOME SPORT RADIANT HELMET

929037 • XS, S, M, L, XL, 2XL, 3XL

DOT

- Exome Sport Radiant Helmet (DOT) with plastic composite shell.
- 4-year limited warranty.
- Advanced plastic composite shell
- Modular helmet
- Breath Evac fog-resistant mask system.
- Removable peak
- Dual lens Radiant electric heated anti-fog visor.



Brick Red [33], Charcoal Grey [07], Yellow [10]

NEW SKI-DOO EXOME SPORT RADIANT HELMET

929088 • XS, S, M, L, XL, 2XL, 3XL

DOT

- Offered with amber sun visor for best vision in snow conditions.
- 2 shell sizes for better fit and comfort.
- Quick-release chin strap.
- Eyeglasses compatible.
- Includes 5 absorbent pads for the breath Evac mask
- D.O.T. certified



Charcoal Grey [07], Grey [09], Indigo Blue [82], Red [30], Yellow [10]

EXOME SPORT HELMET

929036 • XS, S, M, L, XL, 2XL, 3XL

DOT

UNISEX

**EXOME HELMET**

Black [90]

929035 • XS, S, M, L, XL, 2XL, 3XL

White [01]

929074 • XS, S, M, L, XL, 2XL, 3XL

DOT

- Exome Helmet (DOT) with plastic composite shell.
- 4-year limited warranty.
- Advanced plastic composite shell.
- Modular helmet.
- Breath Evac fog-resistant mask system.
- Dual lens anti-fog visor.
- Offered with amber sun visor for best vision in snow conditions.
- 2 shell sizes for better fit and comfort.
- Quick-release chin strap.
- Eyeglasses compatible.
- Includes 5 absorbent pads for the breath Evac mask.
- D.O.T. certified.



Charcoal Grey [07], Grey [09], Indigo Blue [82], Red [30], Yellow [10]

PYRA HELMET

929041 • XS, S, M, L, XL, 2XL, 3XL

DOT ECE22.06

- Pyra Helmet (DOT/ECE) with plastic composite shell

- 4-year limited warranty.
- Advanced plastic composite shell with rotational impact absorbing system (ERT).
- Adjustable peak system.
- Removable wind deflector.
- Front and rear hi-max air vent system to maximize cooling.
- Removable, washable and replaceable moisture-wicking liner.
- Lightweight double-D chin strap.
- Weight: ± 1310 grams for size Large
- DOT/ECE 2206 certified.



Charcoal Grey [07], Yellow [10], Brick Red [33]

NEW SKI-DOO PYRA X-TEAM EDITION HELMET

DOT ECE22.06

929089 • XS, S, M, L, XL, 2XL, 3XL

- Pyra Helmet (DOT/ECE) with plastic composite shell



Black [90]

OXYGEN CARBON HELMET

929028 • XS, S, M, L, XL, 2XL, 3XL

DOT

- Oxygen Carbon Helmet.
- Large neck skirt with vent.
- Rear removable curtain
- 1750 g \pm for size large.
- Oxygen Helmet (DOT) with Lightweight M-FORGE® Composite shell.
- 4-year limited warranty.
- Sun visor heated chamber.
- Amplified heated visor with pivot contact system.
- Retractable amber sun visor.
- Prescription eyeglasses friendly.
- Adjustable humidity extractor vents.
- Unobstructed panoramic field of vision for an incredible mask-less riding experience.
- Durable anti-fog and anti-scratch coatings.
- NCS System: Reduces noise.
- Robust detents allow precise opening adjustments for airflow.



Black [90], Matte Black [93], White [01]

OXYGEN HELMET

929019 • XS, S, M, L, XL, 2XL, 3XL

DOT

- Neck skirt to reduce air intrusion.
- 1800 g \pm for size large.



Charcoal Grey [07], Yellow [10]

NEW SKI-DOO OXYGEN HELMET

929090 • XS, S, M, L, XL, 2XL, 3XL

DOT

- Includes a rear removable curtain and a vent in the chin curtain for extra airflow.
- Neck skirt to reduce air intrusion.
- 1850 g \pm for size large.
- Optional front LED utility light.
- Lightweight battery-less rear LED light for added rider safety.
- eLinQ rear magnet connector.
- Unique remote control with visor heat indicators.
- Offered with amber sun visor for best vision in snow conditions.
- Ready to receive communication system (not compatible with VIBE Communication System by BRP).
- 2 shell sizes for better fit and comfort.
- Ratcheting quick-release chin strap.
- Recyclable helmet shell for minimal environmental impact.
- D.O.T. certified.

GOGGLES

UNISEX

NEW TRENCH OTG GOGGLES

// FITS OVER MOST
PRESCRIPTION GLASSES



Matte Black [93]

NEW SKI-D00 TRENCH OTG GOGGLES 448780 • One size

- Fits over most prescription glasses on the market with lenses height below 2in (51mm) and with branches width of 5¼in (146mm).
- Features injection double lens which is anti-scratch, anti-fog and distortion-free optics.
- Thermo-formed 3 layer face foam offers best fit.
- No-slip silicone strap keeps goggles in place.
- Injection-molded PC cylindrical lens provides distortion free vision and enhanced impact resistance.
- A vibrant lens tint with light silver mirror that increases visual acuity in extremely flat and low light conditions.
- Removable nose guard provides extra protection against cold and debris.



Black [90]

FLINT RADIANT GOGGLES 448751 • One size

- Heated Radiant Electric lens.
- Features Injection-molded PC cylindrical lens
- Anti-scratch, anti-fog performance for distortion free vision and enhanced impact resistance.
- Thermo-formed 3 layer face foam offers best fit.
- No-slip silicone strap keeps goggles in place.
- Removable nose guard for extra deflection against roost and debris.
- XL version is ideal for colder weather covering more space between the goggle and the helmet.



Black [90]

FLINT XL RADIANT GOGGLES 448763 • One size



Black [90], Brick Red [33], Grey [09], Indigo Blue [82]

SKI-D00 TRENCH GOGGLES 448723 • One size

- Features injection double lens which is anti-scratch, anti-fog and distortion free optics.
- Wider thermo-formed 3 layers face foam offers best fitting;
- No-slip silicone strap keeps goggles in place;
- Injection-molded PC cylindrical lens provides distortion free vision and enhanced impact resistance;
- A vibrant lens tint with light silver mirror that increase visual acuity in extremely flat and low light conditions.
- Removable nose guard for extra deflection against cold and debris.
- XL version is ideal for colder weather covering more space between the goggle and the helmet.



Black [90], Brick Red [33], Grey [09], Indigo Blue [82]

SKI-D00 TRENCH XL GOGGLES 448761 • One size



Brick Red [33], Indigo Blue [82], Yellow [10]

EDGE GOGGLES 448724 • One size

- Features Injection-molded PC cylindrical lens
- Anti-scratch, anti-fog performance while providing distortion free vision and enhanced impact resistance.
- Wider thermo-formed 3 layers face foam offers best fitting.
- No-slip silicone strap keeps goggles in place.
- Removable nose guard for extra deflection against roost and debris.
- XL version is ideal for colder weather covering more space between the goggle and the helmet.
- Bonus lens included: A vibrant lens tint with light silver mirror that increase visual acuity in extremely flat and low light conditions.



Brick Red [33], Indigo Blue [82], Yellow [10]

EDGE XL GOGGLES 448762 • One size

NEW TEC+ ULTRA BOOTS

// KEY BENEFITS



MAX
WARMTH



ELEMENT
PROOF



RESISTANT

// USAGE

TRAIL RIDING

// PRODUCT PERFORMANCE



WARMTH



WATERPROOFNESS



BREATHABILITY

sympatex®



// NEW PERFORMANCE LINER
WITH ADDED WARMTH AND COMFORT



444258
TEC+ ULTRA BOOTS
BLACK (90)



BOOTS AND SOCKS

UNISEX – BOOTS



Black [90]

NEW TEC+ ULTRA BOOTS

444258 • 5, 6, 7, 8, 9, 10, 11, 12, 13

- Tec+ Ultra Boots with tough abrasion resistant outer material and performance liner.
- Tough abrasion resistant leather outer and textile.
- Sympatex® breathable waterproof membrane.
- Performance liner that will provide warmth and added comfort by shaping to your foot.
- Limit of comfort temperature range: -58°F to -76°F or -50°C to -60°C.
- Rugged ultra-grip outsole design.
- Removable inner liner.



Black [90]

TEC+ BOOTS

444253 • 5, 6, 7, 8, 9, 10, 11, 12, 13

- Tec+ Boots with moisture-wicking inner liner material.
- Improved comfort and flex
- Removable insole.
- Unisex, smaller sizes added for ladies.
- Kevlar reinforced laces.
- 600 g PrimaLoft ECO FOOTWEAR insulation for maximum comfort.
- Leather outer layer incorporates HydroGuard® waterproof membrane.
- Tapered rear shape for better achilles and ankle support.
- Abrasion and impact resistant ice breaker toe piece.
- Aggressive, durable anti-slip outsole for running board traction.
- Limit of comfort temperature range: -40°F to -58°F or -40°C to -50°C

MEN'S – BOOTS



Black [90]

TEC+ REC BOOTS

444240 • 5, 6, 7, 8, 9, 10, 11, 12, 13

- Tec+ Rec Boots with Tough abrasion resistant leather outer.
- Breathable waterproof membrane.
- Limit of comfort temperature range: -58°F to -76°F or -50°C to -60°C.
- Rugged ultra-grip outsole design.
- Removable inner liner.

WOMEN'S – BOOTS



Black [90]

WOMEN'S TEC+ REC BOOTS

444241 • 6, 7, 8, 9, 10

- Women's Tec+ Rec boots with Tough abrasion resistant leather outer.
- Breathable waterproof membrane.
- Limit of comfort temperature range: -58°F to -76°F or -50°C to -60°C.
- Rugged ultra-grip outsole design.
- Removable inner liner.

UNISEX – SOCKS



Brick Red [33], Hi-Vis Yellow [26], Indigo Blue [82]

ACTIVE LIGHTWEIGHT SOCKS

444254 • S, M, L

- Active lightweight socks perfect to retain warmth.
- Ventilation channels for maximal breathability.
- Reinforced toe and heel in PrimaLoft and wool.
- Elastic fabric for comfort.



Charcoal Grey [07], Dark Navy [16]

THERMAL HEAVYWEIGHT SOCKS

444255 • S, M, L

- Active lightweight socks perfect to retain warmth.
- Ventilation channels for maximal breathability.
- Reinforced toe and heel in PrimaLoft and wool.
- Elastic fabric for comfort.



Brick Red [33], Hi-Vis Yellow [26], Raspberry [39]

PERFORMANCE MIDWEIGHT SOCKS

454597 • S, M, L

- Performance sock with X-Team aesthetic.
- Elastic fabric to ensure comfort.
- Reinforcement in wool for durability.
- Ski-Doo and X logos.

BAGS

UNISEX – BAGS



Black [90]

SKI-DOO STAND-UP ROLLER GEAR BAG

469319 • One size

- Ski-Doo Stand-Up Roller Gear Bag with heavy duty polyester material.
- Structural skeleton ensures stand-up stability when loaded or unloaded
- Waterproof cover included for extra protection against the elements
- Compartmentalized design places helmets, goggles, boots and your gear in dedicated zones
- Heavy duty 900 D polyester material
- Dim: 85 cm x 47 cm x 40 cm
- 140-liter capacity.



Black [90]

SKI-DOO GEAR BAG 90L

469321 • One size

- Ski-Doo Gear Bag 90L.
- Large main compartment with easy access to all gear.
- Large separated boot pocket.
- Zippered accessory pocket.
- Easy grab handles for transport.
- Detachable shoulder strap.
- Heavy-duty reinforced base.
- Dim: 75 cm x 40 cm x 40 cm.
- 90-liter capacity.
- 900 D polyester



Black [90]

SKI-DOO DUFFLE BACKPACK

469322 • One size

- Ski-Doo Duffle Backpack.
- Duffel bag with shoulder strap, can transform into a backpack.
- Adjustable shoulder and chest straps
- Bottle holder
- Foam padding on straps for comfort
- 900 D polyester
- Dim: 65 cm x 28 cm x 30 cm
- 45-liter capacity.



Black [90]

SKI-DOO LAPTOP BACKPACK

469323 • One size

- Ski-Doo Laptop Backpack
- Laptop/Tablet pocket holds up to 15" laptop
- Fleece-lined sunglasses pocket
- Adjustable shoulder and chest straps
- Organization pocket with key clip
- Foam padding on straps and back for comfort
- Carry-on slider
- Water bottle side pouch
- 900 D polyester
- Dim: 30 cm x 45 cm x 21 cm
- 25-liter capacity.

PROTECTIVE GEAR

UNISEX – PROTECTIVE GEAR



Grey [09]

SKI-DOO TRAILMASTER TEKVEST

469308 • XS (100-130 lbs/45-60 kg),
S (130-150 lbs/60-70 kg),
M (150-185 lbs/70-85 kg),
L (185-210 lbs/85-95 kg),
XL (210-240 lbs/95-110 kg)

469309 • 2XL (240-270 lbs/110-125 kg),
3XL (270-300 lbs/125-140 kg)

- Ski-Doo TrailMaster TekVest (XS to 3XL)
- Zip-up fleece collar.
- 2 body-heated pockets are roomy enough to hold up to 4 smart phones/battery boosters in a vertical position. A perfect spot for a small wallet, a trail map or special medication.
- Insulated on the outside with a reflective aluminium layer.
- Quick attach points included for optional shoulder pads.



BC SERIES
BY *ski-doo*

MADE FOR DEEP SNOW

Our gear is born and tested in the most extreme and legendary environments of British Columbia—the aspirational mecca of big mountain riding for snowmobilers and hybrid users, all around the snowbelt of the Northern Hemisphere.



3D ENGINEERED
FIT



ELEMENT
PROOF



HIGH
AIRFLOW

sympatex®

3 LAYER FABRIC
SHELL

**BC: INSPIRED BY BRITISH COLUMBIA'S
BACKCOUNTRY, BUILT BEYOND
CONVENTION.**



SYMPATEX KEY TECHNOLOGIES

sympatex®

// PERFORMANCE

Re>Think Performance - Dynamic Breathability

In contrast to other membrane technologies, the poreless compact Sympatex membrane is based on a physical and chemical principle. The water-attracting (hydrophilic) part of the membrane absorbs the moisture from the body and emits it to the outside by evaporation. The water vapour molecules are transported outwards along the hydrophilic molecular chains. The molecular structure (hydrophilic components) of the Sympatex membrane swells in moisture and therefore provides space for water vapour transport and fast evaporation.



BC KONA

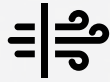


THE MOST COMPETITIVE 2 LAYER SYMPATEX, ONE PIECE SUIT AND JACKET/ PANT COMBO. BUILT FOR DEEP SNOW WITH SPECIFIC FIT, FLEX AND FEATURES.

// KEY BENEFITS



**ELEMENT
PROOF**



**HIGH
AIRFLOW**



LIGHTWEIGHT

// USAGE

**DEEP SNOW
MOUNTAINS**

// PRODUCT PERFORMANCE



WARMTH



WATERPROOFNESS



BREATHABILITY



BC KONA +

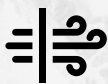


OUR MOST VERSATILE JACKET IN OUR OFFERING, WITH REMOVABLE POWDER SKIRT, REMOVABLE HOOD, AND LASER-CUT WRIST GAITERS. THIS JACKET IS STYLED SO YOU CAN LOOK GREAT ON AND OFF THE MOUNTAIN.

// KEY BENEFITS



**ELEMENT
PROOF**



**HIGH
AIRFLOW**



MULTI-USE

// USAGE

**DEEP SNOW
MOUNTAINS**

// PRODUCT PERFORMANCE



WARMTH



WATERPROOFNESS



BREATHABILITY



BC ASPECT

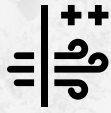


BUILT BY THE PROS FOR THE PROS. THIS COLLECTION IS EXTREMELY LIGHTWEIGHT AND STRETCHY, THE FIT HAS BEEN TESTED AND OPTIMIZED FOR EVEN THE MOST HARD CORE DEEP SNOW RIDERS.

// KEY BENEFITS



**ELEMENT
PROOF**



**MAX
AIRFLOW**



**NO FRILLS
SHELL**



**MAX
MOBILITY**

// USAGE

**DEEP SNOW
MOUNTAINS**

// PRODUCT PERFORMANCE



WARMTH

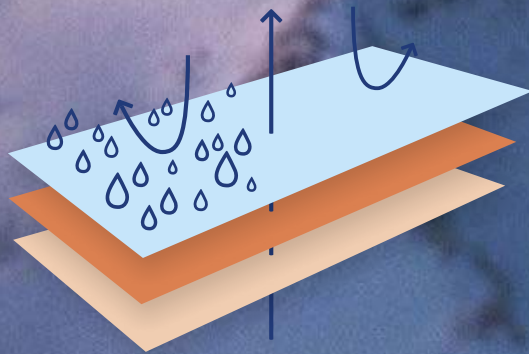


WATERPROOFNESS



BREATHABILITY

**FEATURING 3 LAYER
SYMPATEX TECHNOLOGY.**



BC COLLECTION

MEN'S



Brick Red [33], Black [90], Black with Graphics [94]

BC KONA ONE-PIECE SUIT

440932 • XS, S, M, L, XL, 2XL, 3XL

- Flexible and adaptable shell.
- Use for deep snow riding.

Performance:



Waterproofness



Breathability



Warmth

Key benefits:



Element Proof



High Airflow



Reinforced

- 2-ply Sympatex® membrane with lifetime warranty.
- 100% sealed seams and logos.
- Waterproof YKK® Aquaguard® zippers.
- Removable and adjustable hood.
- Removable suspenders
- Backpack friendly underarm venting.
- Chest vents.
- Auxiliary zipper for added ventilation.
- Reflective details for optimized visibility.
- Two side pockets placed high for avalanche backpack strap.
- Zippered leg cargo pockets.

MEN'S



Black [90], Black with Graphics [94], Deep Purple [42], Sand [03]

BC KONA JACKET

440931 • XS, S, M, L, XL, 2XL, 3XL

- Flexible and adaptable shell.
- Use for deep snow riding.

- 2-ply Sympatex® membrane with lifetime warranty.
- 100% sealed seams and logos.
- Fixed hood with drawstring adjustment.
- Waterproof YKK® Aquaguard® zippers.
- Fixed powder skirt.
- Backpack friendly underarm venting.
- Offset front zipper for optimal comfort at chin.
- Reflective details for optimized visibility.
- Two side pockets placed high for avalanche backpack strap.
- Inner cell phone pocket.

WOMEN'S



Army Green [77], Brick Red [33], Deep Purple [42], Ice [38]

WOMEN'S BC KONA JACKET

440943 • XS, S, M, L, XL, 2XL, 3XL

Performance:



Waterproofness



Breathability



Warmth

Key benefits:



Element Proof



High Airflow



Lightweight



MEN'S



Black (90), Dark Navy (16), Indigo Blue (82)

BC KONA HIGHPANTS

441672 • XS, S, M, L, XL, 2XL, 3XL

- Flexible and adaptable shell.
- Use for deep snow riding.

Performance:



Waterproofness



Breathability



Warmth

Key benefits:



Element Proof



Optimized mobility



Reinforced

- 2-ply Sympatex® membrane with lifetime warranty.
- Reinforcement in Cordura® fabric at seat, crotch and bottom hem.
- 100% sealed seams and logos.
- Stretch fabric at side bib for extra comfort.
- Fleece seat.
- Shaped, reinforced knees and shins.
- Storm gaiters with boot-to-lace snap connector.
- Reinforcement at inner legs for abrasion resistance.
- 2-way full-length water-resistant side zippers.
- Reflective details for optimized visibility.
- Cargo pocket with ease pleat.
- Suspenders with 1 side adjustment.

WOMEN'S



Black (90)

WOMEN'S BC KONA HIGHPANTS

441682 • XS, S, M, L, XL, 2XL, 3XL

- Flexible and adaptable shell.
- Use for deep snow riding.

Performance:



Waterproofness



Breathability



Warmth

Key benefits:



Element Proof



Drop Seat



Reinforced

- 2-ply Sympatex® membrane with lifetime warranty.
- 100% sealed seams and logos.
- Stretch fabric at side bib for extra comfort.
- Fleece seat.
- Shaped, reinforced knees and shins.
- Storm gaiters with boot-to-lace snap connector.
- Reinforcement at inner legs for abrasion resistance.
- 2-way full-length water-resistant side zippers.
- Reflective details for optimized visibility.
- 1 side drop seat.
- Cargo pocket with ease pleat.
- Suspenders with 1 side adjustment.

MEN'S



Indigo Blue (82), Whiskey (28), Black (90)

BC KONA+ JACKET

440959 • XS, S, M, L, XL, 2XL, 3XL

- Flexible and adaptable shell.
- Use for deep snow riding.

Performance:



Waterproofness



Breathability



Warmth

Key benefits:



Element Proof



High Airflow



Multi-use

- 2-ply Sympatex® membrane with lifetime warranty.
- 100% sealed seams and logos.
- Waterproof YKK® Aquaguard® zippers.
- Removable hood
- Removable powder skirt.
- Backpack-friendly underarm venting.
- Auxiliary zipper for added ventilation.
- Reflective details for optimized visibility.
- Two large zipped hand pockets.

UNISEX



Black [90], Brick Red [33], Grey [09], Indigo Blue [82]

UNISEX BC ASPECT ONE-PIECE SUIT

440942 • XS, S, M, L, XL, 2XL, 3XL

- Flexible and adaptable shell.
- Use for deep snow riding.

Performance:



Waterproofness



Breathability



Warmth

Key benefits:



No-frills shell



Max airflow



Reinforced

- 3-ply Sympatex® Toulon membrane with lifetime warranty.
- 100% sealed seams and logos.
- Waterproof YKK® Aquaguard® zippers.
- Fixed hood.
- Removable suspenders
- Backpack friendly venting.
- Chest and bicep vents.
- Inner cell phone pocket.
- Abrasion-resistant zones at bottom hem
- Leg zipper from hip to cuff.
- Leg pocket with strap for beacon or radio.
- Two side pockets on torso placed high for avalanche backpack strap.
- Zipped Cargo-size pockets on legs.
- Reflective details for optimal visibility.

MEN'S



Ice [38], Indigo Blue [82], Black [90], Brick Red [33]

BC ASPECT JACKET

440940 • XS, S, M, L, XL, 2XL, 3XL

- Flexible and adaptable premium shell.
- Use for deep snow riding.

Performance:



Waterproofness



Breathability



Warmth

Key benefits:



No-frills shell



Max airflow



Max mobility

- 3-ply Sympatex® Toulon membrane with lifetime warranty.
- 100% sealed seams and logos.
- Fixed hood.
- Waterproof YKK® Aquaguard® zippers.
- Chest and biceps ventilation.
- Removable powder skirt.
- Inner cell phone pocket.
- DVA and radio pockets.



Black [90], Brick Red [33]

BC ASPECT HIGHPANTS

441678 • XS, S, M, L, XL, 2XL, 3XL

- Flexible and adaptable shell.
- Use for deep snow riding.

Performance:



Waterproofness



Breathability



Warmth

Key benefits:



No-frills shell



Max airflow



Max mobility

- 3-ply Sympatex® Toulon membrane technologies with lifetime warranty.
- Reinforcement in Cordura® fabric at bottom hem.
- 100% seams and logos sealed.
- 2 thigh vents.
- Bib pocket, 2 hand pockets and thigh cargo pocket.
- Waist buckle adjustment.
- Suspenders with 1 side adjustment.
- Full length side zippers at leg.
- Stretch fabric at side bib for extra comfort.
- New boot strap adjustment and boot hook.

UNISEX



Heather Grey (27), Purple (40)

NEW UNISEX BC STORY T-SHIRT

454884 • S, M, L, XL, 2XL, 3XL

- Technical BC Series T-Shirt designed for everyday use.
- 90% polyester, 10% wool.
- Heat transferred BC Series logo at front and quote at center back.
- BC Series fold up label on bottom.

MEN'S



Black (90), Navy (89)

NEW MEN'S BC SERIES POCKET T-SHIRT

454885 • S, M, L, XL, 2XL, 3XL

- Technical BC Series Pocket T-Shirt designed for everyday use.
- 90% polyester, 10% wool.
- Chest pocket with BC Series branded zipper pull.
- Heat transferred BC Series logo at front and back neck.
- BC Series fold up label at bottom.

MEN'S



Black (90), Navy (89), Purple (40)

NEW MEN'S BC SERIES PULLOVER FLEECE HOODIE

454811 • S, M, L, XL, 2XL, 3XL

- Technical BC Series Pullover Hoodie designed for everyday use.
- 93% polyester, 7% spandex.
- Anti-static, anti-snap and anti-pilling fabric.
- Entirely fleece lined.
- Drawcord adjustment at hood.
- Handwarmer kangaroo pocket.
- Zippered pocket on left arm.
- BC Series logo on left chest.



Black (90), Navy (89)

NEW MEN'S BC SERIES FLEECE JOGGER SWEATPANTS

454813 • S, M, L, XL, 2XL, 3XL

- Technical BC Series Jogger Sweatpants designed for everyday use.
- 93% polyester, 7% spandex.
- Anti-static, anti-snap and anti-pilling fabric.
- Drawcord adjustment at waist.
- Zippered pocket on right leg.
- BC Series logo on leg.

WOMEN'S



Black (90), Purple (40)

NEW WOMEN'S BC SERIES FULL ZIP FLEECE HOODIE

454883 • XS, S, M, L, XL, 2XL

- Technical BC Series Full Zip Hoodie designed for everyday use.
- 93% polyester, 7% spandex.
- Boxy fit.
- Anti-static, anti-snap and anti-pilling fabric.
- Entirely fleece lined.
- Drawcord adjustment at hood.
- Zippered pocket on right arm.
- BC Series logo on left chest.



Black (90)

NEW WOMEN'S BC SERIES FLEECE JOGGER SWEATPANTS

454882 • XS, S, M, L, XL, 2XL

- Technical BC Series Jogger Sweatpants designed for everyday use.
- 93% polyester, 7% spandex.
- Anti-static, anti-snap and anti-pilling fabric.
- Drawcord adjustment at waist.
- Zippered pocket on right leg.
- BC Series logo on leg.



Men's BC Series Pullover Fleece Hoodie - 454811

Men's BC Series Pocket T-Shirt - 454885

Unisex BC Story T-Shirt - 454884

Unisex BC Series Tec Layer Hybrid Jacket - 288004

Men's BC Series Fleece Jogger Sweatpants - 454813

Women's BC Series Fleece Jogger Sweatpants - 454882

TEC LAYERS

**LAYER UP,
ALWAYS DOWN.**

Reach for the right layers to stay warm and dry all day. Before hitting the snow, opt for moisture-wicking base and mid layers rather than cotton.



- 1** Men's Ski-Doo Tec Layer Heavyweight Down Packable Jacket - 288005
 Women' Hybrid Zip-Up Tech Fleece - 454818
 Reversible Ski-Doo Beanie - 448736
 Women' Signature Leggings - 454872
- 2** Unisex Monosuit Insulated Liner - 454623
 Women's Pullover Fleece 1/4 Snap - 454810

LAYERING

MEN'S



Black [90], Navy [89]

NEW SKI-DOO TEC LAYER HEAVYWEIGHT DOWN PACKABLE JACKET

288005 • XS, S, M, L, XL, 2XL, 3XL

- Introducing the new ultra warm Ski-Doo Tec Layer Heavyweight Down Packable Jacket.
- Functional, warm outer layer for breaks while snowmobiling and regular winter use.
- Can also be used as a very warm mid-layer on long, sub-zero journeys.
- Insulation: Primaloft® down blend Gold.
- Packable design is great for on-the-go and travel!
- Drawcord hem adjustment in pockets.
- Microfleece and spandex at underarm vents.
- Down-blend insulation with high compression.
- Sold with a stowable bag.
- Ultralight water-repellent fabric.
- Preshaped sleeves and elbows.
- Fixed adjustable hood (Cohesive type) with laminated brim and flexible polymer peak.
- Elastic at cuffs.
- YKK® 2-way Vislon® zipper at front opening
- Inverted YKK® 1-way zippers at pockets.
- 2 spacious hand pockets at front.
- Chest pocket with 2 spacious inner lining pockets.
- Adjustable hem with elastic and toggle on both sides.
- Durable nylon Ripstop.
- Warmth equivalent to 750 Fill Power.
- Unique hybrid water-repellent down and ultra fine primaloft fiber.

UNISEX



Black [90], Charcoal Grey [07]

NEW BC SERIES TEC LAYER HYBRID JACKET

288004 • XS, S, M, L, XL, 2XL, 3XL

- Light and versatile mid layer jacket for active riders.
- Packable design is great for on-the-go and travel.
- 80g Primaloft® Black Insulation.
- Ultralight water repellent material.
- Strategically placed elastic knit material and panels with insulation.
- YKK® zippers.



Black [90]

NEW BC SERIES TEC LAYER HYBRID SHORTS

288007 • XS, S, M, L, XL, 2XL, 3XL

Description and terrains:

- Light and versatile mid layer shorts for active riders.
- 80g Primaloft® Black Insulation.
- Packable design is great for on-the-go and travel!
- Ultralight water repellent material.
- Strategically placed elastic knit material and panels with insulation.
- Higher back waist and knee length.
- 2-way YKK® zippers at both sides.



Black [90]

MONOSUIT INSULATED LINER

454623 • XS, S, M, L, XL, 2XL, 3XL

- Under shell one-piece.
- Use for deep snow riding.
- 100% polyester mesh.
- Insulation: 120 gsm.
- Moisture wicking mesh lining.
- Chest pocket.
- Stretch gussets at shoulders and lower back for better flexibility.
- Drop seat.

RIDING GEAR TRAIL

MORE OF WHAT YOU LOVE!
COMPLETE X-TEAM EDITION LINEUP



- 1 Men's Exodus X-Team Edition Jacket - 456008
- 2 Ski-Doo Oxygen Helmet - 929090
Women's Absolute 0 X-Team Edition Jacket - 440990
Men's Absolute 0 X-Team Edition Jacket - 440984
- 3 Ski-Doo Exome Sport Radiant Helmet - 929088
Women's Exodus X-Team Edition Jacket - 456009
Men's Exodus X-Team Edition Jacket - 456008



- 1 Knit Beanie X-team Edition - 454845
Men's X-Team Edition Micro-Fleece - 454809
X-Team Edition Active Balaclava - 454823
Kids' Ski-Doo T-Shirt - 454847
- 2 X-Team Edition Flex Fit Flat Brim Cap - 454797
Men's X-Team Edition Pullover Hoodie - 454841
Men's Apex X-Team Edition T-Shirt - 454866
- 3 Women's X-Team Edition Emblematic Jersey - 454722
Men's X-Team Edition Sno-X Zip-up Hoodie - 454865
Women's X-Team Edition Sno-X Zip-Up Koodie - 454863
Men's X-Team T-Shirt - 454606

X-TEAM COLLECTION

MEN'S



Black with Graphics [94]

NEW MEN'S ABSOLUTE 0 X-TEAM EDITION JACKET

440984 • S, M, L, XL, 2XL, 3XL

- Warmest jacket in our collection.
- X-Team Edition.
- Use on trails.
- 100% windproof, waterproof and highly breathable 2-ply Sympatex® membrane with lifetime warranty.
- 200g of PrimaLoft® Gold insulation plus a removable Radiant Core inner liner with 100g of PrimaLoft® Gold.
- Radiant Core technology for maximum heat retention and warmth.
- 100% sealed seams and logos.
- Removable hood with clip system.
- Removable and adjustable collar to prevent air entry.
- Quadruple insulated center front flaps for heat retention and wind protection.
- eLinQ system for cable management.
- Underarm vents.
- 2 hand pockets, 1 Napoleon pocket with chamois and 1 inner mesh pocket.
- Inner cell phone pocket.



Black with Graphics [94], Bronze [92], Green [70]

NEW MEN'S EXODUS X-TEAM EDITION JACKET

456008 • XS, S, M, MT, L, LT, XL, XLT, 2XL

MEN'S EXODUS X-TEAM EDITION JACKET BIG & TALL

456010 • 2XLT, 3XL, 3XLT, 4XL, 5XL

- Warm jacket with a race-inspired look.
- X-Team Edition.
- Use on trails.
- 100% sealed seams and logos.
- Radiant Core technology for maximum heat retention and warmth.
- Additional removable collar to seal air entry.
- 2 hand pockets, 1 chest pocket, 1 Napoleon pocket with goggle cloth and 1 inner mesh pocket.
- 360° reflective details for maximum visibility.
- Polar fleece at front of body and top of arms for added warmth.
- Insulated top center flap and under flap for heat retention and wind protection.
- eLinQ cable management system.
- Powder skirt.
- Underarm vent
- Articulated sleeves.
- Adjustable cuffs with wrist gaiter and thumb hole.
- YKK® zippers throughout and YKK® AquaGuard® zippers at hand pockets and chest pocket
- Cell phone pocket.
- 200g of Youngone Eco Loft Heat Soft® insulation.

WOMEN'S



Black with Graphics [94]

NEW WOMEN'S ABSOLUTE 0 X-TEAM EDITION JACKET

440990 • XS, S, M, L, XL, 2XL, 3XL

Performance:



Waterproofness



Breathability



Warmth

Key benefits:



Element proof



Max warmth



High airflow



Black with Graphics [94], Purple [40]

NEW WOMEN'S EXODUS X-TEAM EDITION JACKET

456009 • XS, S, M, L, XL, 2XL, 3XL

Performance:



Waterproofness



Breathability



Warmth

Key benefits:



Windproof



Reflective



Fleece lined

MEN'S



Black [90], Dark Navy [16]

NEW MEN'S VASA X-TEAM EDITION JACKET

456003 • S, M, MT, L, LT, XL, XLT, 2XL, 3XL

- Style featuring the ExoFloat System.
- X-Team Edition
- Ideal for crossover active riding.
- Use on trails with our Vasa Highpants.
- 200g insulation + 60g ExoFloat System
- Sealed critical seams and logos.
- Polar fleece at front of body and top of arms.
- Reflective details on back and sleeves for maximum visibility.
- eLinQ cable management system.
- 200 g insulation + ExoFloat system 60 g.

WOMEN'S



Black [90]

NEW WOMEN'S VASA X-TEAM EDITION JACKET

456002 • XS, S, M, L, XL, 2XL

Performance:



Waterproofness



Breathability



Warmth

Key benefits:



**Flotation
assistance**



Windproof



Reflective



Charcoal Grey [07], Green [70], Navy [89]

NEW MEN'S X-TEAM EDITION MICRO-FLEECE

454809 • S, M, L, XL, 2XL, 3XL

- Mid weight microfleece, excellent for warmth as a second layer.
- X-Team flavor.
- 6% polyester, 4% spandex.
- Moisture-wicking fabric.
- Zippered hand pockets.
- 1 zippered chest pocket and 2 zippered hand pockets.
- Ski-Doo embossed binding at collar, cuff and hem.



Charcoal Grey [07], Navy [89], Purple [40]

NEW WOMEN'S X-TEAM EDITION MICRO-FLEECE

454861 • XS, S, M, L, XL, 2XL, 3XL



Orange [12], Green [70]

NEW MEN'S X-TEAM EDITION RACE JERSEY

454864 • S, M, L, XL, 2XL

- Semi-fitted V-neck jersey.
- X-Team flavor.
- 100% polyester.
- Quick-dry fabric.
- Antibacterial, moisture-wicking fabric.
- Sublimated print.
- Rib at collar and cuffs.
- Underarm gusset for ease of movements.
- Jersey longer at the back to easily tuck it in riding pants.



Orange [12], Blue Teal [19]

NEW WOMEN'S X-TEAM EDITION RACE JERSEY

454843 • S, M, L, XL, 2XL

MEN'S



Indigo Blue [82], Orange [12]

NEW MEN'S X-TEAM EDITION EMBLEMATIC JERSEY

454873 • S, M, L, XL, 2XL

- Semi-fitted V-neck jersey.
- Emblematic design.
- X-Team flavor.
- 100% polyester.
- Quick-dry fabric.
- Antibacterial, moisture-wicking fabric.
- Sublimated print.
- Rib at collar and cuffs.
- Underarm gusset for ease of movements.
- Jersey longer at the back to easily enter it in riding pants.

WOMEN'S



Amber [95], Pink [36]

NEW WOMEN'S X-TEAM EDITION EMBLEMATIC JERSEY

454722 • S, M, L, XL, 2XL



Black [90], Bronze [92], Green [70], Navy [89]

NEW MEN'S X-TEAM EDITION SNO-X ZIP-UP HOODIE

454865 • S, M, L, XL, 2XL, 3XL

- Heavy weight fleece for maximum warmth.
- X-Team flavor.
- 96% polyester, 4% spandex.
- Adjusted fit.
- Full zip hoodie.
- 2 hand pockets.
- Thumb hole.



Navy [89], Orange [12], Purple [40]

NEW WOMEN'S X-TEAM EDITION SNO-X ZIP-UP HOODIE

454863 • XS, S, M, L, XL, 2XL, 3XL



Black [90], Indigo Blue [82], Red [30]

NEW MEN'S X-TEAM T-SHIRT

454606 • S, M, L, XL, 2XL, 3XL

- X-Team short sleeve T-Shirt.
- 100% cotton.
- X-team artwork at front.
- Crew neck.



Charcoal Grey [07], Orange [12]

NEW WOMEN'S X-TEAM T-SHIRT

454854 • XS, S, M, L, XL, 2XL

MEN'S



Heather Charcoal [29], Indigo Blue [82]

X-TEAM MICRO-FLEECE

454579 • S, M, L, XL, 2XL, 3XL

- Mid weight microfleece, excellent for warmth as a second layer.
- X-Team flavor.
- 6% polyester, 4% spandex.
- Moisture-wicking fabric.
- Zippered hand pockets.



Black [90], Navy [89], White [01]

NEW MEN'S CLASSIC X-TEAM EDITION T-SHIRT

454869 • S, M, L, XL, 2XL, 3XL

- X-Team short sleeve T-Shirt.
- 100% cotton.
- Ski-Doo logo with X at center front.
- X-Team artwork at back.
- Crew neck.
- Ski-Doo fold up label on bottom left side.

UNISEX



Black [90], Orange [12], Brick Red [33]

NEW X-TEAM EDITION ACTIVE BALACLAVA

454823 • One size

- Balaclava warm and breathable.
- Use for deep snow riding.
- X-Team Flavor.
- 91% polyester, 9% spandex.
- Stretch, antibacterial fabric with brushed inner surface.
- Moisture-wicking anti-odor treatment.
- Flatlocked seams prevent skin chafing.



Bronze [92], Charcoal Grey [07], Hi-Vis Yellow [26]

NEW MEN'S APEX X-TEAM EDITION T-SHIRT

454866 • S, M, L, XL, 2XL, 3XL

- X-Team short sleeve T-Shirt.
- 100% cotton.
- Ski-Doo logo with X at left chest.
- X-Team artwork at back.
- Crew neck.
- Ski-Doo fold up label on bottom left side.

*While supplies last.

UNISEX



Bronze [92], Charcoal Grey [07], Navy [89]

NEW X-TEAM EDITION FLEX FIT FLAT BRIM CAP

454797 • S/M, L/XL, 2XL

- Fitted cap with X-Team logo artwork at front.
- Perfect to wear everyday.
- X-Team Flavor.
- Front: 100% cotton.
- Back mesh: 100% polyester
- Flat brim.
- Elastic band ensuring comfort and stability.
- Small Ski-Doo patch at back.



Brick Red [33], Orange [12], Yellow [10]

NEW X-TEAM EDITION CURVED CAP

454799 • One size

- Racing look cap with X-Team logo artwork at front.
- Perfect to wear everyday.
- X-Team Flavor.
- Curved brim.
- Plastic adjustment at back.
- Ski-Doo fold up label at back.



Black [90], Navy [89], Purple [40]


NEW KNIT BEANIE X-TEAM EDITION

454845 • One size

- Lifestyle hat with Ski-Doo logo.
- X-Team Flavor.
- 100% acrylic.
- X-Team logo at front.
- Foldover cuff.

EXODUS

// KEY BENEFITS



WINDPROOF



REFLECTIVE



FLEECE LINED

// USAGE

TRAIL
ACTIVE

// PRODUCT PERFORMANCE



WARMTH



WATERPROOFNESS



BREATHABILITY



ENDURO

// KEY BENEFITS



NO-FRILLS
SHELL



MAX AIRFLOW



MAX MOBILITY

// USAGE

TRAIL
ACTIVE

// PRODUCT PERFORMANCE



WARMTH



WATERPROOFNESS



BREATHABILITY



Enduro Jacket - 456018
Men's Enduro Highpants - 441701

TRAIL COLLECTION

MEN'S



Black [90], Navy [89], Wine [32]

NEW MEN'S EXODUS JACKET

456006 • XS, S, M, MT, L, LT, XL, XLT, 2XL

- Warm jacket with a race-inspired look.
- Use on trails.
- 100% sealed seams and logos.
- Radiant Core technology for maximum heat retention and warmth.
- Additional removable collar to prevent air entry.
- 2 hand pockets, 1 Napoleon pocket with goggle cloth and 1 inner mesh pocket.
- 360° reflective details for maximum visibility.
- Polar fleece at front of body and top of arms for added warmth.
- Insulated top center front flap and underlap for heat retention and wind protection.
- eLinQ cable management system.
- Powder skirt.
- Underarm vent
- Articulated sleeves.
- Adjustable cuffs with wrist gaiter and thumb hole
- YKK® zippers throughout and YKK® AquaGuard® at hand pockets and chest pocket
- Cell phone pocket.
- 200g of Youngone Eco Loft Heat Soft® insulation



Black [90], Charcoal Grey [07]

NEW MEN'S EXODUS HIGHPANTS

441702 • XS, S, M, L, XL, 2XL

NEW MEN'S EXODUS HIGHPANTS BIG & TALL

441708 • MT, LT, XLT, 2XLT, 3XL, 3XLT, 4XL, 4XLT, 5XL

- Warm Highpants with a racing look.
- Use on trails.
- 100% sealed seams on outer shell.
- Polar fleece at seat
- Pre-shaped and padded knees.
- Heat seal logo.
- 200g of Youngone Ecoloft Heat soft insulation.

WOMEN'S



Black [90], Ice [38]

NEW WOMEN'S EXODUS JACKET

456007 • XS, S, M, L, XL, 2XL, 3XL

Performance:



Waterproofness



Breathability



Warmth

Key benefits:



Windproof



Reflective



Fleece lined



Black [90], Purple [40]

NEW WOMEN'S EXODUS HIGHPANTS

441704 • XS, S, M, L, XL, 2XL, 3XL

Performance:



Waterproofness



Breathability



Warmth

Key benefits:



Windproof



Built-in protection



Warm seat

MEN'S



Black (90), Brick Red (33), Charcoal Grey (07)

NEW ENDURO JACKET

456018 • XS, S, M, L, XL, 2XL, 3XL

- High-performance, lightly insulated jacket with athletic fit for active trail riding.

Performance:

Waterproofness



Breathability



Warmth

Key benefits:

No-frills shell



Max airflow



Max mobility

- 2-ply Sympatex® membrane with lifetime warranty.
- 100% sealed seams and logos
- Waterproof YKK® AquaGuard® zippers.
- Easy access front and bicep venting for optimal thermoregulation.
- Powder skirt.
- Hem, collar and wrist adjustment
- Inner microfleece cuff.
- Reflective elements for optimal visibility in low light conditions
- Reinforcement fabric at elbow and back hem.
- 100g of Youngone Eco Loft Heat Soft® insulation



Black (90)

NEW MEN'S ENDURO HIGHPANTS

441701 • S, M, L, XL, 2XL, 3XL

- High-performance, lightly insulated highpants fit for active trail riding.

Performance:

Waterproofness



Breathability



Warmth

Key benefits:

Windproof



Built-in protection



Warm seat

- 100% sealed seams and logos.
- Preshaped and padded knees.
- Polar fleece at seat and crotch for extra warmth.
- 2 side adjustable elastic suspenders
- Bonded tab at side waist band to adjust back elastic for extra comfort.
- Storm gaiters with boot-to-lace snap connector.
- Reinforcement at inner legs for abrasion resistance.
- Reflective details at back leg.
- 100g of Youngone Ecoloft Heat soft insulation.

MEN'S



Green (70), Khaki (05), Dark Navy (16)

ABSOLUTE 0 JACKET

440938 • S, M, L, XL, 2XL, 3XL

- Warmest jacket in our collection.
- Use on trails.
- 100% windproof, waterproof and highly breathable 2-ply Sympatex® membrane with lifetime warranty.
- 200g of PrimaLoft® Gold insulation plus a removable Radiant Core inner liner with 100g of PrimaLoft® Gold.
- Radiant Core technology for maximum heat retention and warmth.
- 100% sealed seams and logos.
- Removable hood with clip system.
- Removable and adjustable collar to prevent air entry.
- Quadruple insulated center front flaps for heat retention and wind protection.
- eLinQ system for cable management.
- Underarm vents.
- 2 hand pockets, 1 Napoleon pocket with chamois and 1 inner mesh pocket.
- Inner cell phone pocket.

WOMEN'S



Black (90), Ice (38), Wine (32)

WOMEN'S ABSOLUTE 0 JACKET

440946 • XS, S, M, L, XL, 2XL, 3XL

Performance:

Waterproofness



Breathability



Warmth

Key benefits:

Element Proof



Max warmth



High Airflow

MEN'S



Black [90]

ABSOLUTE 0 HIGHPANTS

441677 • SS, S, MS, M, LS, L, XLS, XL, 2XL, 3XL

- Warmest Highpants in our lineup.
- Use on trails.
- 2-ply Sympatex® membrane with lifetime warranty.
- 200g of PrimaLoft® Gold insulation.
- 100% sealed seams and logos.
- Polar fleece seat and crotch for added warmth.
- Stretch knit material on sides for additional flexibility.
- Pre-shaped and padded knees.
- Adjustable waist.
- Bib pocket and 2 hand pockets with inner brushed knit fabric.
- Storm gaiters.



Black [90], Dark Navy [16]

VOYAGER HIGHPANTS

441675* • S, M, L, XL, 2XL, 3XL

- Use on trails.
- 200g of PrimaLoft® Silver insulation.
- Highly windproof, waterproof and breathable.
- 100% seams and logos sealed.
- Fabric performance 10,000mm/5,000g.
- Water resistant Teflon coating.
- Preshaped and padded knees.
- Polar fleece at seat and crotch for extra warmth.
- 2-way zipper with double flaps at legs.
- Elastic at back.
- Storm gaiter.
- Reinforcement at inner legs, seat and knees for abrasion resistance.
- Zippered thigh pocket and chest pocket.

*While supplies last.

WOMEN'S



Black [90]

WOMEN'S ABSOLUTE 0 HIGHPANTS

441680 • XS, SS, S, MS, M, LS, L, XLS, XL, 2XL, 3XL

Performance:**Waterproofness****Breathability****Warmth****Key benefits:****Element Proof****Max warmth****Built-in protection**

Black [90], Grey [09]

WOMEN'S VOYAGER HIGHPANTS

441681* • XS, S, M, L, XL, 2XL, 3XL

Performance:**Waterproofness****Breathability****Warmth****Key benefits:****Windproof****Built-in protection****Warm seat**

MEN'S



Black (90)

WARM-UP COAT

440957 • One size

- Warm coat to wear over your gear.
- Used by the racing team.
- Critical seams and logos sealed.
- Fixed hood.
- Two side pockets.
- Side split at bottom hem for optimal mobility.



Orange (12)

NEW MEN'S SKI-DOO RACING JACKET

440981 • XS, S, M, L, XL, 2XL, 3XL

- Competition-ready lightweight racing shell.
- Water resistant zippers throughout.
- 2 large front pockets.
- Front and rear zippered vent.



Orange (12)

NEW MEN'S SKI-DOO RACING PANTS

441700 • XS, S, M, L, XL, 2XL, 3XL

- Shell pants with a racing look.
- 85% polyester, 13% nylon, 2% aramid fiber
- Reinforcement fabric at inseam and high wear areas.
- Higher back and lower front shape for optimal comfort.
- Pre-shaped knees.
- Extra grip stripes added to seating area.
- D-rings at crotch and at waist.



SKI-DOO EXO FLOAT ASSIST

Our proprietary ExoFloat System features an exoskeleton that is fully body mapped with hi-tech flotation panels that help assist you in case of a fall. It also has mesh panels at the bottom to evacuate water. For optimal performance, wear the Vasa jacket and pants together or wear the new Vasa + jacket alone.

Key technologies



SELF LEVELING

Strategically placed Exofloat panels help assist you in self leveling to the surface



EXIT ASSIST

Mesh drainage to ensure you are not weighed down by the water that can inhibit exit



FLOAT ASSIST

For more than 30 minutes
(*rider must exit within this
timeframe to avoid hypothermia)



*This is not a coast guard approved personal flotation device, this is a flotation assistance technology. We do not recommend riders to drive over unsafe frozen bodies of water.



VASA +

// KEY BENEFITS



FLOTATION
ASSISTANCE



GREAT
VALUE



REFLECTIVE

// USAGE

TRAIL

// PRODUCT PERFORMANCE



WARMTH



WATERPROOFNESS



BREATHABILITY

**NEW VASA + PREMIUM JACKET
NO LONGER REQUIRES FLOTATION
ASSIST PANTS**



*This is not a coast guard certified personal flotation device, but rather flotation assistance gear.

VASA COLLECTION

MEN'S



Army Green (77), Black (90), Dark Navy (16)

NEW MEN'S VASA+ JACKET

440995 • S, M, L, XL, 2XL, 3XL

- New and optimized style featuring ExoFloat System.
- Now a self-floating style.
- Used on trails.
- Color accent on hood and reflective accent on shoulders for optimal visibility.
- Accessible whistle pocket for safety.
- Underarm zippered vents.
- D-ring at bottom hem.
- Bonded Lycra cuff with thumb hole.
- Removable hood with hood clip attachment.
- 2-way zipper to improve comfort in sitting position.
- Chest pocket with water resistant zipper.
- 2 hands pocket with water resistant zipper.
- Fully Seam Sealed.
- Removable powder skirt.
- eLinQ cable management system.
- 200g of Youngone Eco Loft Heat Soft® insulation

WOMEN'S



Black (90), Purple (40)

NEW WOMEN'S VASA+ JACKET

440985 • XS, S, M, L, XL, 2XL

Performance:



Waterproofness



Breathability



Warmth

Key benefits:



Flotation assistance



Windproof



Reflective



MEN'S



Black [90], Green [70], Grey [09], Khaki [05]

VASA JACKET

440934 • S, M, MT, L, LT, XL, XLT, 2XL, 3XL

- Integrated ExoFloat System for flotation assistance in the event of ice breakthrough.
- Ideal for active crossover riding and trail.
- Pair with our Vasa Highpants.
- Sealed critical seams and logos.
- Polar fleece at front of body and top of arms.
- Reflective details on back and sleeves for maximum visibility.
- eLinQ system for cable management.
- 200g of ThermaLoft® insulation + 60g Exo Float technology.

WOMEN'S



Black [90], Burgundy [35], Dark Navy [16], Ivory [97]

WOMEN'S VASA JACKET

440944 • XS, S, M, L, XL, 2XL, 3XL

Performance:



Waterproofness



Breathability



Warmth

Key benefits:



Flotation assistance



Great value



Reflective



Black [90], Dark Navy [16]

VASA HIGHPANTS

441674 • XS, S, M, L, XL, 2XL, 3XL

- Style featuring the ExoFloat System.
- Use on trails with our Vasa Jacket.
- ExoFloat System.
- 200 g of thermal Loft insulation.
- Fabric performance 5,000 mm/5,000 g.
- 2-way ¾ length side zippers with flap at side leg.
- Critical seam sealed and logos sealed.
- Articulated knees.
- Reinforcement at seat and inner leg.
- Storm gaiters with boot snap connector.
- Zipped hand pockets at hips.
- Velcro closure at waistband fly.
- Elastic waist at back.
- Mesh at bottom hem to quickly drain out water weight.
- Adjustable suspenders.



Black [90], Dark Navy [16]

WOMEN'S VASA HIGHPANTS

441683 • XS, S, M, L, XL, 2XL, 3XL

Performance:



Waterproofness



Breathability



Warmth

Key benefits:



Flotation assistance



Great value



Reinforced

CORIDA 3-IN-1

// KEY BENEFITS



WINDPROOF



REFLECTIVE



MULTI-USE

// USAGE

CROSSOVER

// PRODUCT PERFORMANCE



WARMTH



WATERPROOFNESS



BREATHABILITY



CROSSOVER COLLECTION

MEN'S



Army Green [77], Black [90], Dark Navy [16]

NEW MEN'S CORIDA 3-IN-1 JACKET (KIT)

440993 • S, M, L, XL, 2XL, 3XL

- 3-in-1 construction that combines a shell and a zipped-in puffer jacket.
- Use for crossover riding.
- 200g of Youngone Eco Loft Heat Soft® insulation.
- Underarm zippered vents.
- D-ring at bottom hem.
- Bonded Lycra cuff with thumb hole.
- Two expandable hand pockets with bonded pleats.
- Internal cell phone pocket.
- Left arm pocket with goggle cloth.
- Adjustment at hood.
- Bonded visor at hood.
- Bonded fleece at back collar
- Left shoulder sleeve Ski-Doo suede patch.
- 100% sealed seams and logos
- Reflective details on the back for visibility.
- 2-way zipper for improved comfort while seated.
- Powder skirt.
- Internal beanie pocket
- eLinQ cable management system.

WOMEN'S



Black [90], Ivory [97]

NEW WOMEN'S CORIDA 3-IN-1 JACKET (KIT)

440989 • XS, S, M, L, XL, 2XL, 3XL

Performance:



Waterproofness



Breathability



Warmth

Key benefits:



Windproof



Reflective



Multi-use



Amber [95], Black [90], Bronze [92]

NEW MEN'S CORIDA STAVA HYBRID PANTS

441712 • S, M, L, XL, 2XL

- New Stava Hybrid Highpants with a removable bib.
- Use for crossover riding.
- 100% outer shell seams are sealed.
- Pre-shaped and padded knees.
- Heat sealed logo.
- Removable bib, pant can be worn alone.
- Zipped hand pockets at hips.
- Two expandable hand pockets at thigh with bonded pleats.
- 1 large zipper pocket on the bib for extra storage.
- Bonded tab at side waist band to adjust back elastic for extra comfort.
- Elastic Suspenders with 2 side adjustment for extra ease and comfort.
- 100g of Youngone Ecoloft Heat soft insulation.



Green [70]

NEW WOMEN'S CORIDA STAVA HYBRID PANTS

441698 • XS, S, M, L, XL, 2XL

Performance:



Waterproofness



Breathability



Warmth

Key benefits:



Windproof



Built-in protection



Drop seat

MEN'S



Black (90), Dark Navy (16), Denim Blue (79)

MCODE JACKET (KIT)

440958* • S, M, L, XL, 2XL, 3XL

- 3-in-1 construction that combines a shell and a zipped-in puffy jacket.
- Use for crossover.
- 100% waterproof, breathable and windproof.
- 200g of ThermoLoft® insulation in removable puffy jacket.
- Seams and logos 100% sealed.
- Fabric performance 10,000mm/5,000g.
- Water resistant Teflon coating.
- 360° reflective details for maximum visibility.
- 2-way zipper to improve comfort in sitting position.
- eLinQ cable management system.
- Puffer with contrast panels.
- Reflective elements.
- Bonded fleece at back collar.
- Inner cell phone pocket.
- Laser cut wrist gaiter.
- D-Ring.

Performance:**Waterproofness****Breathability****Warmth****Key benefits:****Windproof****Reflective****Multi-use**

*While supplies last.

CLIM8

clim8® IS AN INTELLIGENT HEATING TECHNOLOGY INTEGRATED INTO THIS GARMENT. SET YOUR IDEAL TEMPERATURE IN THE clim8® APP AND LET THE clim8® SYSTEM DO THE WORK!

// KEY BENEFITS



TEMPERATURE
REGULATION



WINDPROOF



REINFORCED



REFLECTIVE

// USAGE

TRAIL
UTILITY

// PRODUCT PERFORMANCE



WARMTH



WATERPROOFNESS



BREATHABILITY



3 KEY MESSAGES ABOUT clim8® THE TECHNOLOGY

intelligent heat

clim8® autonomous heating system seamlessly integrated in your garment and responsive to you.

smart app control

for a personalized smart heating experience in real-time thanks to the clim8® mobile app.

design backed by science

body heat mapping by clim8® lab for optimal thermal comfort

UTILITY COLLECTION

MEN'S



Black [90]

NEW EXPEDITION RADIANT JACKET (KIT)

440982 • S, M, L, XL, 2XL, 3XL

- Warm utility jacket.
- Use to work around your snowmobile.

Performance:



Waterproofness



Breathability



Warmth

Key benefits:



Temperature regulation



Cuts Wind



Reinforced

- 200g of Youngone Eco Loft Heat Soft® insulation.
- Fabric performance 10,000mm/5,000g.
- Water resistant Teflon coating.
- Underarm vents.
- 8 multi-purpose pockets.
- Detachable hood.
- Wide reflective webbing for maximum visibility.
- Practical carabiner.
- Powder skirt.
- Reinforced elbows and forearms.
- Adjustable collar and wrists.
- Critical seam sealed.
- eLinQ cable management system.
- clim8® intelligent heating technology.
- Includes 1 battery and a charger.
- YKK® zippers.



Army Green [77], Black [90]

EXPEDITION JACKET

440964 • S, M, L, XL, 2XL, 3XL

- Warm utility jacket.
- Use to work around your snowmobile.

Performance:



Waterproofness



Breathability



Warmth

Key benefits:



Cuts Wind



Reinforced



Reflective

- Inside window cell phone pocket
- 200g of Youngone Eco Loft Heat Soft® insulation.
- Fabric performance 10,000mm/5,000g.
- Water resistant Teflon coating.
- Under arm vents.
- 8 multi-purpose pockets.
- Goggle cloth in front left chest pocket
- Detachable hood.
- 360 reflective webbing for maximum visibility.
- Practical carabiner.
- Powder skirt.
- Reinforced elbows and forearms.
- Adjustable collar and wrists.
- Critical seam sealed.
- eLinQ cable management system.
- YKK® zippers.



Army Green [77], Black [90]

EXPEDITION HIGHPANTS

286814 • S, M, L, XL, 2XL, 3XL

- Warm utility highpants.
- Use to work around your snowmobile.

Performance:



Waterproofness



Breathability



Warmth

Key benefits:



Cuts Wind



Reinforced



Reflective

- 200g of Youngone Eco Loft Heat Soft® insulation.
- Fabric performance 10,000mm/5,000g.
- Water-resistant Teflon coating.
- Wide reflective webbing for maximum visibility.
- Reinforced seat and inner legs.
- Fleece-lined seat.
- Storm gaiters.
- 2 wide cargo pockets
- 1 chest pocket with goggle cleaning cloth.
- Suspenders with loop adjustment.
- Pre-shaped padded knees.
- Velcro tab closure at waistband fly.
- Foam padding at knee sewn inside lining

BATTERY AND CHARGER



Black [90]

BATTERY (1-PCE) FOR HEATED GEAR

488100 • One size

- 1X Lithium ion battery, 7.4V, 3,000mA.
- Rechargeable.

(Not illustrated)

Black [90]

BATTERY CHARGER FOR HEATED GEAR

488101 • One size

- Battery Charger with dual output.
- EU / US interchangeable plugs.

GLOVES

MEN'S



Army Green [77], Black [90]

EXPEDITION GLOVES

446337 • XS, S, M, L, XL, 2XL, 3XL

- Extra warm gloves for comfort in all riding conditions.
- Use for trail and deep snow riding.

Performance:



Waterproofness



Dexterity



Warmth

- Top hand: 200 g PrimaLoft® Gold.
- Palm: 133g PrimaLoft® Gold.
- Waterproof, windproof and breathable glove insert.
- Naturally moisture-wicking and antimicrobial wool blend lining.
- Leather palm and fingers with grip reinforcement.
- Touch screen index finger.
- Nose wipe on thumb.

UNISEX



Black [90]

EXPEDITION RADIANT GLOVES

446346 • XS, S, M, L, XL, 2XL, 3XL

- Extra warm gloves for comfort in all riding conditions.
- Use for trail and deep snow riding.

Performance:



Waterproofness



Dexterity



Warmth

- Top hand: 200 g PrimaLoft® Gold.
- Palm: 133g PrimaLoft® Gold.
- Waterproof, windproof and breathable glove insert.
- Moisture-wicking fleece lining.
- Includes 2 batteries and a charger
- Leather palm and fingers with grip reinforcement.
- Touch screen index finger.
- Nose wipe on thumb.
- Clim8 heated technology.



Black [90]

BC ASPECT LONG GLOVES

446352 • S, M, L, XL, 2XL, 3XL

- Breathable glove with some insulation perfect for moderate temperatures.
- Use in deep snow riding.

Performance:



Dexterity



Warmth

- Pittards® goat leather - resistant to the elements, stain resistant and durable leather.
- Sympatex® fabric 2L.
- Insulated backhand and palm, for warmth without compromising grip (60gr PrimaLoft Gold / Grip control at palm).
- Padded knuckles in nylon Cordura® for better protection.
- Outdry technology membrane waterproof and windproof.
- Maximum breathability with perforated leather insert between fingers.
- Xstatic mesh lined for antibacterial and stay dry moisture management.
- Wide and long cuff with elastic cord adjustment and puller at hem to fit over the sleeve.
- Inside adhesive technology for a better grip control.
- Shaped and articulated fingers for maximum grip control.
- Conductive leather at index.
- Wiper on left index + suede at back thumb for lens wipe.



Black [90]

BC ASPECT SHORT GLOVES

446354 • S, M, L, XL, 2XL, 3XL

- Breathable glove with some insulation perfect for moderate temperatures.
- Use in deep snow riding.

Performance:



Dexterity



Warmth

- Pittards® goat leather - resistant to the elements, stain resistant and durable leather.
- Sympatex® fabric 2L.
- Insulated backhand and palm, for warmth without compromising grip (60gr PrimaLoft Gold / Grip control at palm).
- Padded knuckles in nylon Cordura® for better protection.
- Outdry technology membrane waterproof and windproof.
- Maximum flexibility with stretch fabric insertion at knucklebone.
- Xstatic mesh lined for antibacterial and stay dry moisture management.
- Wrist strap adjustment with velcro to fit under a sleeve.
- Extra grip leather at palm and thumb.
- Shaped and articulated fingers for maximum grip control.
- Conductive leather at index.
- Wiper on left index + suede at back thumb for lens wipe.



MEN'S



Black [90], Bronze [92], Charcoal Grey [07]

X-TEAM NYLON GLOVES

446351 • XS, S, M, L, XL, 2XL, 3XL

- Insulated and breathable glove, perfect for active rides.
- Use for trail and deep snow riding.

Performance:**Dexterity****Warmth**

- Top hand: 200 g PrimaLoft® Gold
- Palm: 133 g PrimaLoft® grip control.
- Waterproof, windproof and breathable glove insert.
- Naturally moisture-wicking and antimicrobial wool blend lining.
- Boxed fingertips to avoid air infiltration.
- Grip control technology for a better grip in palm.
- Touch screen index finger.
- Visor wiper.



Black [90]

GRIP GLOVES

446323 • S, M, L, XL, 2XL, 3XL

- High performance insulated glove with great grip feel.
- Use for trail and deep snow riding.

Performance:**Dexterity****Warmth**

- Waterproof, windproof and breathable glove insert.
- Inside adhesive technology for a better grip control, added tactility and dexterity.
- Light insulation at backhand only (85 gr PrimaLoft Gold), for warmth without compromising grip.
- Print design on backhand to minimize snow accumulation.
- Rubber finger print for improved grip.
- Fully shaped fingers.
- Box fingertips to avoid air infiltration.
- Neoprene wrist with adjustment.
- Padded and reinforced palm.
- Leather palm construction for toughness.
- Suede at back thumb for lens wipe.
- Conductive leather at index.



Black [90], Charcoal Grey [07], Khaki [05]

X-TEAM LEATHER GLOVES

446356 • S, M, L, XL, 2XL, 3XL

- Rugged, proven leather construction in a warm insulated glove
- Use for trail and deep snow riding.

Performance:**Dexterity****Warmth**

- Top hand: 200 g PrimaLoft® Gold
- Palm: 133 g PrimaLoft® grip control.
- Waterproof, windproof and breathable glove insert.
- Naturally moisture-wicking and antimicrobial wool blend lining.
- Boxed fingertips to avoid air infiltration.
- Grip control technology for a better grip in palm.
- Touch screen index finger.
- Visor wiper.



Black [90]

X-TEAM CREW GLOVES

446297 • S, M, L, XL, 2XL, 3XL

- Soft, durable, flexible and breathable gloves.
- Use for trail and deep snow riding.

Performance:**Waterproofness****Dexterity****Warmth**

- 77% nylon, 23% polyurethane.
- Stretch wrist for easy in and out.



Black [90]

MOUNTAIN GLOVES

446364 • S, M, L, XL, 2XL, 3XL

- Thin glove with good dexterity.
- Use for trail and deep snow riding.

Performance:**Waterproofness****Dexterity****Warmth**

- Shell: 55% leather, 40% nylon, 5% polyurethane.
- Inside adhesive technology for a better grip control.
- Mild-weather glove.
- Hipora® waterproof, windproof and breathable glove insert.
- Shaped fingers.
- Velcro adjustment for easy sleeve fit.
- Suede at back thumb for lens wipe.
- Conductive leather at index.
- 100 g PrimaLoft® Gold to top hand insulation.



Black [90], Charcoal Grey [07], Dark Navy [16]

MICRO-FLEECE GLOVES

446338 • S, M, L

- Lifestyle gloves.
- Use as everyday gloves.
- 92% polyester, 8% spandex.
- Heat embossed logo.
- Touch screen finger tip.
- Anti-peeling fleece.
- Elastic at wrist.

UNISEX



Black [90]

ABSOLUTE 0 GLOVES

446317 • XS, S, M, L, XL, 2XL, 3XL

- Warmest glove in our lineup
- Use on trails.

Performance:

Dexterity



Warmth

- Top hand: 200 g PrimaLoft® Gold and goose down,
- Palm: 133 g PrimaLoft® grip control insulation.
- Waterproof, windproof and breathable glove insert.
- Naturally moisture-wicking and antimicrobial wool blend lining.
- Box fingertips to avoid air infiltration.
- Leather palm and fingers with grip reinforcement.
- Touch screen index finger.
- Nose wipe on thumb.



Black [90]

ABSOLUTE 0 MITTS

446318 • XS, S, M, L, XL, 2XL

- Warmest mitts in our lineup.
- Use on trails.

Performance:

Dexterity



Warmth

- Top hand: 200 g PrimaLoft® Gold and goose down,
- Palm: 133 g PrimaLoft® grip control insulation.
- Waterproof, windproof and breathable glove insert.
- Naturally moisture-wicking and antimicrobial wool blend lining.
- Leather palm and fingers with grip reinforcement
- Touch screen index finger.
- Nose wipe on thumb.

	Grip Gloves		Men's Mountain Gloves		BC Aspect Short Gloves		BC Aspect Long Gloves	
DEEP SNOW								
	Waterproof		Waterproof		Waterproof		Waterproof	
	Dexterity		Dexterity		Dexterity		Dexterity	
	Warmth		Warmth		Warmth		Warmth	
	Colors		Colors		Colors		Colors	
	SKU		SKU		SKU		SKU	
TRAIL	Absolute 0 Gloves	Absolute 0 Mitts	X-Team Nylon Gloves	X-Team Leather Gloves	Expedition Radiant Gloves	X-Team Crew Gloves	Expedition Gloves	
	Waterproof		Waterproof		Waterproof		Waterproof	
	Dexterity		Dexterity		Dexterity		Dexterity	
	Warmth		Warmth		Warmth		Warmth	
	Colors		Colors		Colors		Colors	
	SKU		SKU		SKU		SKU	

KIDS

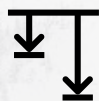
// KEY BENEFITS



CUTS WIND



REFLECTIVE



ADJUSTABLE
LENGTH

// USAGE

TRAIL

// PRODUCT PERFORMANCE



WARMTH



WATERPROOFNESS



BREATHABILITY



KIDS COLLECTION

TEEN



Black [90], Deep Purple [42], Indigo Blue [82]

TEENS' PARTICLE JACKET

440952 • 7, 8, 10, 12, 14, 16

- Warm jacket with a racing look.
- Use on trails.

Performance:



Waterproofness



Breathability



Warmth

Key benefits:



Waterproof
zippers

Fully seam
sealed

- Critical seams and logos sealed.
- Radiant Core technology to keep warm.
- Reflective details on back and sleeves for better visibility
- Polar fleece at front body and top arms for added warmth.
- Growing sleeves system that allows an additional 2 inch length.
- 200g of ThermoLoft® insulation.



Black [90], Indigo Blue [82]

TEENS' PARTICLE GLOVES

446344 • 6-8, 10-12, 14-16

- Extra warm gloves for teens.
- Use for trail and deep snow riding.

Performance:



Dexterity



Warmth

- Waterproof, windproof and breathable insert.
- 4-ways stretch fleece cuff.
- Top hand: 240 g Thermal Loft
- Palm: 100 g Thermal Loft insulation.



Black [90]

TEENS' X-TEAM HIGHPANTS

441605 • 7, 8, 10, 12, 14, 16

- Warm Highpants with a racing look.
- Use on trails.

Performance:



Waterproofness



Breathability



Warmth

Key benefits:



Cuts Wind



Reinforced



Adjustable
length

- 100% waterproof, breathable and windproof.
- Reinforced fabric at knees and bottom of legs.
- RPM: critical seams and logos sealed.
- 200g of ThermoLoft® insulation.



Black [90], Indigo Blue [82]

TEENS' PARTICLE MITTS

446343 • 6-8, 10-12, 14-16

- Extra warm mitts for teens.
- Use for trail and deep snow riding.

Performance:



Dexterity



Warmth

- Waterproof, windproof and breathable insert.
- Heat pack pocket built into inner mitt lining.
- Top hand: 240 g Thermal Loft
- Palm: 140 g Thermal Loft insulation.

KIDS



Indigo Blue [82], Pink [36]

KIDS' MINIUM JACKET

440953 • 3, 4, 5, 6

- Warm jacket with a racing look.
- Use on trails.

Performance:



Waterproofness



Breathability



Warmth

Key benefits:



Cuts wind



Reflective



Adjustable
length

- Critical seams and logos sealed.
- Radiant Core technology to keep warm.
- Reflective details on back and sleeves for better visibility
- Polar fleece at front body and top arms for added warmth.
- Growing sleeves system that allows an additional 2 inch length
- 200g of ThermoLoft® insulation.



Black [90]

KIDS' MINIUM MITTS

446345 • 2, 4, 6

- Extra warm mitts for kids
- Use for trail and deep snow riding.

Performance:



Dexterity



Warmth

- Waterproof, windproof and breathable insert
- Side zipper for easy in and out
- Top hand: 100 g Thermal Loft, 133 g PrimaLoft Gold.
- Palm: 100 g Thermal Loft insulation.

KIDS



Black [90]

KIDS' X-TEAM HIGHPANTS

441580 • 3, 4, 5, 6

- Warm Highpants with a racing look.
- Use on trails.

Performance:**Waterproofness****Breathability****Warmth****Key benefits:****Cuts Wind****Reinforced****Adjustable length**

- 100% waterproof, breathable and windproof
- 200g Thermal Loft insulation
- Reinforced fabric at knees and bottom of legs
- RPM: critical seams and logos sealed
- Growing leg system that allows the pants to extend by 4 inches.



Dark Navy [16], Indigo Blue [82], Pink [36]

KIDS' POM-POM BEANIE

448737 • One size

- Pom-Pom beanie to keep warm in style.
- 100% acrylic.
- Knitted beanie with micro fleece lining.
- Silicone logo patch.
- Ski-Doo fold up label at back.



Black [90], Dark Navy [16]

KIDS' NECK-WARMER

448728 • One size

- Neck-warmer for kids to protect against the cold.
- 92% PES, 8% EL
- Micro polar fleece, spandex.
- Silicone logo patch.
- Ski-Doo fold up label at back.



Indigo Blue [82], Pink [36]

KIDS' THERMAL SOCKS

444252 • S/M, L/XL

- Active lightweight socks perfect to keep warm.
- Ventilation channels for maximal breathability.
- Reinforced toe and heel in Primaloft and wool.
- Elastic fabric for comfort.

KIDS/TEEN



Black [90], Dark Navy [16]

MICRO POLAR KIDS MITTS

446341* • One size

- Lifestyle mitts for kids.
- Use as everyday mitts.
- Durable nylon fabric.
- Silicone patch.
- Micro polar fleece.



Black [90]

YOUTH ACTIVE BALACLAVA

454749 • S/M, L/XL

- Basic BalACLava for warmth, dryness and comfort.
- 80% nylon, 20% spandex.
- Flatlocked seams to prevent skin chafing.
- Non-branded.

TEEN



Army Green [77], Dark Navy [16]

TEENS' PULLOVER FLEECE

454610 • 7-8, 10-12, 14-16

- Mid weight polar fleece for additional warmth.
- 100% polyester.
- 2 Handwarmer pockets.
- ¼ snaps for adjustment at collar.

KIDS



Burgundy [35], Dark Navy [16]

KIDS' ZIP-UP HOODIE

454593* • 5-6, 7-8

- Comfortable zip-up hoodie for kids.
- 80% cotton, 20% polyester.
- One side brushed fleece.
- Handwarmer kangaroo pocket.
- Bombardier logo at left chest and at the back.



Burgundy [35], Heather Grey [27]

KIDS' T-SHIRT

454615* • 5-6, 7-8

- Heavy weight polar fleece for maximum warmth.
- 100% polyester micro fleece.
- 2 handwarmer pockets.
- Ski-Doo patch print at chest.
- Elastic binding at hood, cuffs and hem.



Navy [89], Teal [74]

NEW KIDS' BASEBALL T-SHIRT

454852 • 3-4, 5-6

- ¾ sleeves kids T-Shirt.
- 100% cotton.
- Printed logo at chest.
- Ski-Doo fold up label on bottom left side and Heat transferred Ski-Doo logo at back neck.



Dark Navy [16], Indigo Blue [82]

KIDS' FULL ZIP FLEECE

454608 • 3-4, 5-6

- Heavy weight polar fleece for maximum warmth.
- 100% polyester micro fleece.
- 2 handwarmer pockets.
- Ski-Doo patch print at chest.
- Elastic binding at hood, cuffs and hem.



Black [90], White [01]

KIDS' SKI-DOO T-SHIRT

454847 • 3-4, 5-6

- Short sleeve kids T-Shirt.
- 100% cotton.
- Printed logo at chest.
- Ski-Doo fold up label on bottom left side and Heat transferred Ski-Doo logo at back neck.



Black [90], Teal [74]

KIDS' ZIP-UP HOODIE

454857 • 3-4, 5-6

- Comfortable zip-up hoodie for kids.
- 80% cotton, 20% polyester.
- One side brushed fleece.
- Drawstring hood.
- Heat transferred Ski-Doo logo at left chest and Ski-Doo artwork at back.
- Split kangaroo pocket with Ski-Doo fold up label.

KIDS/TEEN



Orange [12], Pink [36]

NEW YOUTH EMBLEMATIC JERSEY

454879 • 3-4, 5-6, 7-8, 10-12, 14-16

- Semi-fitted V-neck junior jersey.
- Emblematic design.
- 100% polyester.
- Quick-dry fabric.
- Antibacterial, moisture-wicking fabric.
- Sublimated print.
- Rib at collar and cuffs.
- Underarm gusset for ease of movements.
- Jersey longer at the back to easily tuck it in riding pants.



Deep Purple [42], Heather Charcoal [29]

KIDS' SKI-DOO BALL CAP

447878* • One size

- Ball cap for kids.
- 60% cotton, 40% polyester.
- Adjustable twill cap.
- Ski-Doo synthetic patch at front.



SPORTSWEAR – BASE LAYERS

MEN'S



Black [90]

MERINO BLEND BASE LAYER (TOP)

454377 • S, M, L, XL, 2XL, 3XL

- Warm and breathable base layer.
- Use for deep snow riding.
- 70% merino wool, 30% nylon.
- Permanent anti-odor performance.
- Moisture wicking.
- Body temperature regulator.



Black [90]

THERMAL BASE LAYER (BOTTOM)

454374 • S, M, L, XL, 2XL, 3XL

- Warm base layer.
- Use on trails.
- 95% polyester, 5% spandex (brushed).
- Made of high-filament polyester enhanced by slight brushing to provide softness and warmth.
- Antimicrobial.



Black [90]

MERINO BLEND BASE LAYER (BOTTOM)

454378 • S, M, L, XL, 2XL, 3XL

- Warm and breathable base layer.
- Use for deep snow riding.
- 70% merino wool, 30% nylon.
- Permanent anti-odor performance.
- Moisture wicking.
- Body temperature regulator.
- Elastic waistband.



Black [90], Charcoal Grey [07]

THERMAL BASE LAYER (TOP)

454376 • S, M, L, XL, 2XL, 3XL

- Warm base layer.
- Use on trails.
- 95% polyester, 5% spandex.
- Made of high-filament polyester enhanced by slight brushing to provide softness and warmth.
- Mesh paneled under arms for better ventilation and accelerated drying.
- Antimicrobial.

WOMEN'S



Black [90]

WOMEN'S MERINO BASE LAYER (TOP)

454379 • XS, S, M, L, XL, 2XL, 3XL

- Warm and breathable base layer.
- Use for deep snow riding.
- 70% merino wool, 30% nylon.
- Permanent anti-odor performance.
- Moisture wicking.
- Body temperature regulator.



Black [90]

WOMEN'S MERINO BASE LAYER (BOTTOM)

454380 • XS, S, M, L, XL, 2XL, 3XL

- Warm and breathable base layer.
- Use for deep snow riding.
- 70% merino wool, 30% nylon.
- Permanent anti-odor performance.
- Moisture wicking.
- Body temperature regulator.
- Elastic waistband.

WOMEN'S



Black [90], Charcoal Grey [07]

WOMEN'S THERMAL BASE LAYER (TOP)

454375 • XS, S, M, L, XL, 2XL, 3XL

- Warm base layer.
- Use on trails.
- 95% polyester, 5% spandex.
- Made of high-filament polyester enhanced by slight brushing to provide softness and warmth.
- Mesh paneled under arms for better ventilation and accelerated drying.
- Antimicrobial.



Black [90]

WOMEN'S THERMAL BASE LAYER (BOTTOM)

454373 • XS, S, M, L, XL, 2XL, 3XL

- Warm base layer.
- Use on trails.
- 95% polyester, 5% spandex.
- Made of high-filament polyester enhanced by slight brushing to provide softness and warmth.
- Antimicrobial.

SPORTSWEAR – PREMIUM

MEN'S



Charcoal Grey [07], Denim Blue [79], Heather Grey [27]

MEN'S PREMIUM ZIP-UP HOODIE

454569* • S, M, L, XL, 2XL, 3XL

- Semi-fitted hooded sweatshirt with zip-up.
- 72% cotton, 23% polyester, 5% spandex.
- One side brushed fleece.
- Handwarmer kangaroo pocket.
- Ski-Doo artwork at back.
- 3D heat transfer Ski-Doo logo at left chest.
- Rib at cuff and hem.



Black [90], Heather Grey [27], Navy [89]

MEN'S PREMIUM ZIP-UP HOODIE

454828 • S, M, L, XL, 2XL, 3XL

- Semi-fitted hooded sweatshirt with zip-up.
- 80% cotton, 20% polyester.
- One side brushed fleece.
- Drawstring hood.
- Rib at cuff and hem.
- 1 zipped pocket on left sleeve and 1 split kangaroo pocket.
- Small heat transferred Ski-Doo logo on chest and quote at bottom right pocket.
- 3D embossed silicone Ski-Doo patch on sleeve pocket.



Black [90], Charcoal Grey [07], Teal [74], Yellow [10]

MEN'S PREMIUM PULLOVER HOODIE

454836 • S, M, L, XL, 2XL, 3XL

- Comfortable Premium Pullover hoodie.
- 80% cotton, 20% polyester.
- One side brushed fleece.
- Drawstring hood.
- Handwarmer kangaroo pocket.
- Heat transferred Ski-Doo logo on right sleeve.
- Rib at cuff and hem.

WOMEN'S



Charcoal Grey [07], Wine [32]

WOMEN'S PREMIUM PULLOVER HOODIE

454834 • XS, S, M, L, XL, 2XL

- Comfortable Premium Pullover hoodie.
- 80% cotton, 20% polyester.
- One side brushed fleece.
- Small heat transferred Ski-Doo logo on chest.
- Handwarmer kangaroo pocket.
- 3D embossed silicone Ski-Doo patch on bottom of kangaroo pocket.
- Rib at cuff and hem.



Ivory [97], Wine [32]

WOMEN'S PREMIUM ZIP-UP HOODIE

454858 • XS, S, M, L, XL, 2XL

- Semi-fitted hooded sweatshirt with zip-up.
- 80% cotton, 20% polyester.
- One side brushed fleece.
- Drawstring hood.
- Rib at cuff and hem.
- 1 zipped pocket on left chest with 3D embossed silicone Ski-Doo patch and 1 split kangaroo pocket.

SPORTSWEAR – SIGNATURE

MEN'S



Black (90), Heather Charcoal (29), Navy (89), Whiskey (28)

MEN'S SIGNATURE PULLOVER HOODIE 454588* • S, M, L, XL, 2XL, 3XL

- Comfortable Pullover hoodie.
- 60% cotton, 40% polyester.
- One side brushed fleece.
- Handwarmer kangaroo pocket.
- Ski-Doo print at chest.
- Rib at cuff and hem.



Black (90), Bronze (92), Green (70), Smoke (57), Wine (32)

NEW MEN'S SIGNATURE PULLOVER HOODIE 454802 • S, M, L, XL, 2XL, 3XL

- Our Iconic and comfortable Signature Pullover Hoodie.
- 80% cotton, 20% polyester.
- One side brushed fleece.
- Handwarmer kangaroo pocket.
- Ski-Doo print at chest.
- Rib at cuff and hem.



Black (90), Heather Grey (27), Navy (89), Wine (32)

NEW MEN'S SIGNATURE CREW SWEATSHIRT 454849 • S, M, L, XL, 2XL, 3XL

- Signature sweatshirt with Ski-Doo logo.
- 80% cotton, 20% polyester.
- Outlined vertical Ski-Doo logo on right side.
- Relaxed fit.
- Dropped, set-in sleeves.
- Rib on collar, cuffs and hem.



Army Green (77), Black (90), Heather Grey (27)

MEN'S SKI-DOO SIGNATURE ZIP-UP HOODIE 454730* • S, M, L, XL, 2XL, 3XL

- Semi-fitted hooded sweatshirt.
- 60% cotton, 40% polyester.
- Ski-Doo print at chest.
- Dropped sleeves.
- Rib on cuffs and hem.
- Drawstring hood.
- Handwarmer kangaroo pocket.



Bronze (92), Navy (89), Smoke (57), Teal (74)

NEW MEN'S SIGNATURE ZIP-UP HOODIE 454819 • S, M, L, XL, 2XL, 3XL

- Semi-fitted hooded sweatshirt with zip-up.
- 80% cotton, 20% polyester.
- Ski-Doo print at chest.
- Full zip.
- Dropped sleeves.
- Rib at cuffs and hem.
- Drawstring hood.
- Split kangaroo pocket.



Black (90), Green (70), Heather Grey (27), Navy (89), Smoke (57)

NEW MEN'S SIGNATURE SWEATPANTS 454820 • S, M, L, XL, 2XL, 3XL

- Signature Ski-Doo Sweatpants.
- 80% cotton, 20% polyester.
- Drawcord adjustment at waist.
- Ski-Doo logo on left leg.



Black (90), Burgundy (35), Heather Charcoal (29), Khaki (05)

MEN'S SIGNATURE CREW SWEATSHIRT 454731* • S, M, L, XL, 2XL, 3XL

- Signature sweatshirt with Ski-Doo logo.
- 60% cotton, 40% polyester.
- Relaxed fit.
- Dropped, set-in sleeves.
- Rib on collar, cuffs and hem.
- Printed logo Ski-Doo at center chest.



Black (90), Charcoal Grey (07), Green (70), Heather Grey (27), Ivory (97), Navy (89), Yellow (10)

NEW MEN'S SIGNATURE T-SHIRT 454867 • S, M, L, XL, 2XL, 3XL

- Our classic Signature Ski-Doo T-Shirt.
- 100% cotton.
- Large Ski-Doo logo at front and small one at back neck.
- Crew neck.
- Ski-Doo fold up label on bottom left side.

*While supplies last.

WOMEN'S



Heather Charcoal [29]

WOMEN'S SIGNATURE T-SHIRT

454729* • S, M, L, XL, 2XL

- Signature T-Shirt.
- 90% cotton, 10% polyester.
- Ski-Doo logo at front.
- V-neck.



Charcoal Grey [07], Heather Grey [27], Teal [74]

NEW WOMEN'S SIGNATURE PULLOVER HOODIE

454804 • XS, S, M, L, XL, 2XL

- Our Iconic and comfortable Signature Pullover Hoodie.
- 80% cotton, 20% polyester.
- One side brushed fleece.
- Handwarmer kangaroo pocket.
- Ski-Doo print at chest.
- Rib at cuff and hem.



Black [90], Smoke [57]

NEW WOMEN'S SIGNATURE LEGGINGS

454872 • XS, S, M, L, XL, 2XL

- Warm and breathable base layer.
- Use for deep snow riding.
- 73% polyester, 27% spandex.
- Moisture wicking.
- Elastic waist band.
- Heat transferred reflective Ski-Doo logo at left back leg.



Army Green [77], Deep Purple [42], Heather Charcoal [29]

WOMEN'S SIGNATURE ZIP-UP HOODIE

454732* • XS, S, M, L, XL, 2XL, 3XL

- Semi-fitted hooded sweatshirt.
- 60% cotton, 40% polyester.
- Full zip.
- Split, inset kangaroo hand pocket.
- Rib on cuffs and hem.
- Drawstring hood.



Black [90], Ivory [97], Wine [32]

NEW WOMEN'S SIGNATURE ZIP-UP HOODIE

454850 • XS, S, M, L, XL, 2XL

- Semi-fitted hooded sweatshirt with zip-up.
- 80% cotton, 20% polyester.
- Ski-Doo print at chest.
- Full zip.
- Dropped sleeves.
- Rib at cuffs and hem.
- Drawstring hood.
- Split kangaroo pocket.



Ivory [97], Navy [89]

NEW WOMEN'S SIGNATURE CREW SWEATSHIRT

454801 • XS, S, M, L, XL, 2XL, 3XL

- Signature sweatshirt with Ski-Doo logo.
- 80% cotton, 20% polyester.
- Outlined vertical Ski-Doo logo on right side.
- Relaxed fit.
- Dropped, set-in sleeves.
- Rib on collar, cuffs and hem.



Black [90], Green [70], Heather Grey [27], Ivory [97], Wine [32]

NEW WOMEN'S SIGNATURE T-SHIRT

454859 • XS, S, M, L, XL, 2XL

- Our classic Signature Ski-Doo T-Shirt.
- 100% cotton.
- Large Ski-Doo logo at front and small one at back neck.
- Crew neck.
- Ski-Doo fold up label on bottom left side.

UNISEX



Black [90], Bronze [92], Green [70], Ivory [97], Navy [89], Smoke [57], Wine [32], Yellow [10]

NEW SIGNATURE CAP

454878 • One size

- Classic signature cap with Ski-Doo embroidery.
- Perfect to wear everyday.
- Ski-Doo embroidery at front.
- Plastic adjustment at back.
- Ski-Doo fold up label at back.

SPORTSWEAR

MEN'S



Black (90), Heather Grey (27)

MEN'S SKI-DOO TURTLENECK

454381 • S, M, L, XL, 2XL, 3XL

- Ski-Doo Turtleneck with Stretch fabric.
- 90% polyester, 10% spandex.
- Moisture wicking, anti-microbial treatment and anti-pilling.
- Ski-Doo embroidery logo on collar.



Black (90), Burgundy (35)

MEN'S BOLD T-SHIRT

454566* • S, M, L, XL, 2XL, 3XL

- Casual T-Shirt for everyday wear.
- 100% cotton.
- Artwork at left chest and at back.



Black (90), Charcoal Grey (07)

MEN'S HIGH ALTITUDE LONG SLEEVES T-SHIRT

454567* • S, M, L, XL, 2XL

- Casual fit long sleeves t-shirt.
- 100% cotton.
- Artwork on right sleeve.
- Artwork on left chest.



Black (90), Charcoal Grey (07), Dark Navy (16), Khaki (05)

PUFFER JACKET

454571* • S, M, L, XL, 2XL, 3XL

- Use everyday.
- 100% stretchable polyester.
- Use as a light jacket for cool dry weather or as a very warm mid layer.
- Drawcord hem adjustment in pockets.
- Down-like insulation with high compression.
- Shaped sleeves.
- Removable hood.
- Inside chest pocket for cell phone.
- DWR coating.



Black (90), Charcoal Grey (07), Khaki (05)

CLASSIC SOFTSHELL JACKET

454572* • S, M, L, XL, 2XL, 3XL

- Windproof lightweight softshell with a water resistant membrane.
- Use everyday.
- 88% polyester, 12% spandex
- Breathable wicking technology.
- Backed by micro-fleece for a soft feel.
- Removable and adjustable hood with toggles.
- Fabric performance: 5,000mm/5,000g"



Black (90), Charcoal Grey (07)

PERFORMANCE LS TEE

454574* • S, M, L, XL, 2XL, 3XL

- Durable long sleeves Performance T-Shirt.
- 86% coconut polyester, 16% spandex.
- Relaxed fit.
- Raglan sleeve.
- Moisture-wicking, to stay dry and comfortable.
- Naturally anti-odor.
- Antimicrobial.
- UV protection.
- Reflective heat transfer logo at center back.



Brick Red [33]

FLANNEL SHIRT

454575* • S, M, L, XL, 2XL, 3XL

- Warm and comfortable Flannel shirt.
- 100% cotton.
- 4-hole plastic side engraved buttons.
- Corduroy inside stand collar.
- Ski-Doo suede patch on sleeve.



Black [90], Charcoal Grey [07], Grey [09]

MEN'S SKI-DOO TECH POLO

454582 • S, M, L, XL, 2XL, 3XL

- Short sleeve tech polo.
- 95% polyester, 5% spandex.
- Quick-Dry and moisture-wicking.
- 4-hole plastic embossed button.
- Ski-Doo silver print logo at back.
- Ski-Doo label at chest.



Charcoal Grey [07], Denim Blue [79]

FLEECE VEST ZIP-UP

454612* • S, M, L, XL, 2XL, 3XL

- Perfect mix of warmth and mobility.
- Use everyday and as a mid layer on trails.
- 100% polyester with anti-microbial.
- Heavy weight fleece for maximum warmth.
- Ski-Doo embroidery logo at front chest.
- 2 zipped hand pockets.

**While supplies last.*

Charcoal Grey [07]

MEN'S SKI-DOO PIT SHIRT

454576 • S, M, L, XL, 2XL, 3XL

- Ski-Doo Pit shirt perfect to wear when working around your snowmobile.
- 65% polyester, 32% cotton, 3% spandex.
- Chest pocket.
- Back pleats for ease of movement.
- Back loop to hang shirt.
- Ski-Doo logo on left chest.
- Sponsors logos on right chest.



Charcoal Grey [07], Denim Blue [79]

CLUB HOUSE SWEATER

454583* • S, M, L, XL, 2XL

- Heritage look sweater.
- 60% cotton, 40% acrylic.
- Half-zip.
- Ski-Doo suede patch on sleeve.



Beige [02], Dark Navy [16]

SKI-DOO OVERSHIRT

454613* • S, M, L, XL, 2XL, 3XL

- Classic warm Overshirt.
- 100% cotton.
- Front opening with Ski-Doo branded press button.
- Bonded fleece.
- Two chest pockets.
- Two hand pockets.
- Ski-Doo suede patch.



Charcoal Grey [07], Denim Blue [79], Khaki [05]

MID-LAYER FLEECE

454577* • S, M, L, XL, 2XL, 3XL

- Semi-fitted zipped sweatshirt.
- Use everyday and as a mid layer on trails.
- 100% polyester with anti-microbial.
- Heavy weight fleece for maximum warmth.
- Zipped pocket at arm.
- Ski-Doo embroidery logo at front chest.
- 2 zipped hand pockets.



Black [90], Heather Grey [27]

MEN'S CLIFF T-SHIRT

454587* • S, M, L, XL, 2XL, 3XL

- Casual T-Shirt for everyday wear.
- 100% cotton.
- Heather Grey [27]: 90% cotton, 10% polyester.
- Squared artwork at center front.



Black [90], Charcoal Grey [07]

GARAGE MULTI-PANTS

454614 • XS, S, M, L, XL, 2XL, 3XL

- Comfortable working pants.
- 65% polyester, 35% cotton.
- Adjustable and integrated waistband.
- Zippers at side legs.
- Adjustment system at ankle.
- Bottom leg insert with anti-tearing coating.
- Adjustable velcro tab at waistband.

MEN'S



Black [90], Heather Charcoal [29], Indigo Blue [82]

MEN'S PORTAL PULLOVER HOODIE

454752 • S, M, L, XL, 2XL, 3XL

- Comfortable Pullover hoodie of Premium quality.
- 60% cotton, 40% polyester.
- One side brushed fleece.
- Handwarmer kangaroo pocket.
- Artwork graphic at center front chest.



Charcoal Grey [07], Denim Blue [79], Khaki [05]

NEW MEN'S CONVERTIBLE MID-LAYER FLEECE

454808 • S, M, L, XL, 2XL, 3XL

- Semi-fitted zipped sweatshirt.
- Use everyday and as a mid layer on trails.
- 100% polyester with anti-microbial.
- Heavy weight fleece for maximum warmth.
- Removable sleeves.
- Reflective heat transferred Ski-Doo logo at left chest.
- 2 hand pockets.



Black [90], Green [70], Heather Grey [27]

NEW MEN'S SKI-DOO VINTAGE T-SHIRT

454826 • S, M, L, XL, 2XL, 3XL

- Casual T-Shirt for everyday wear.
- 100% cotton.
- Ski-Doo artwork centered at front.
- Ski-Doo fold up label on bottom left side.



Black [90], Green [70], Navy [89]

NEW MEN'S PLAID FLANNEL SHIRT

454803 • S, M, L, XL, 2XL, 3XL

- Comfortable Plaid Flannel shirt.
- 100% cotton
- 4-hole plastic Ski-Doo engraved button.
- Chest pocket with small Ski-Doo patch.
- Ski-Doo embroidery at back.



Black [90], Bronze [92], Grey [09]

NEW MEN'S HYBRID ZIP-UP TECH FLEECE

454817 • S, M, L, XL, 2XL, 3XL

- Technical fleece for warmth and mobility.
- Use everyday and as a mid layer on trails.
- 95% polyester, 5% spandex.
- Adjustable hood.
- 2 hand pockets with Ski-Doo branded zipper pulls.
- Reflective Ski-Doo logo at left chest and back.



Charcoal Grey [07], Denim Blue [79], Ivory [97]

NEW MEN'S WAFFLE KNIT THERMAL LONG SLEEVE HENLEY

454827 • S, M, L, XL, 2XL

- Casual fit waffle knit long sleeve t-shirt.
- 60% cotton, 40% polyester.
- Ski-Doo patch on left chest.
- Small Ski-Doo logo at back neck.
- Ski-Doo fold up label on bottom left side.



Bronze [92], Green [70]

NEW MEN'S PLAID OVERSHIRT

454806 • S, M, L, XL, 2XL, 3XL

- Warm and rigid plaid overshirt.
- 100% cotton
- Entirely fleece lined for additional warmth.
- Front opening with Ski-Doo branded press buttons.
- 2 Chest pockets with small Ski-Doo patch on left one.
- Ski-Doo embroidery at back.



Black [90], Ivory [97]

NEW MEN'S SKI-DOO VECTOR T-SHIRT

454825 • S, M, L, XL, 2XL, 3XL

- Casual T-Shirt for everyday wear.
- 100% cotton.
- Small Ski-Doo logo at front.
- Ski-Doo artwork at back.
- Ski-Doo fold up label on bottom left side.



Black [90], Green [70], Orange [12], Wine [32]

NEW MEN'S PUFFER WELDED JACKET

454829 • S, M, L, XL, 2XL, 3XL

- Mid layer welded jacket perfect to wear under a shell.
- Use everyday and for deep snow riding.
- 100% polyester.
- Insulation: 90% duck down, 10% feather.
- Chest pocket with Ski-Doo branded zipper pull.
- Reflective Ski-Doo logo at left chest.
- Fleece lined pockets.
- Heat transferred Ski-Doo logo on inner front flap.



Black [90], Bronze [92], Green [70]

NEW MEN'S SOFTSHELL JACKET 2.0
454830 • S, M, L, XL, 2XL, 3XL

- Windproof lightweight softshell with a water resistant membrane.
- Use everyday.
- 97% polyester, 3% spandex
- Breathable wicking technology.
- Backed by micro-fleece for a soft feel.
- Adjustable hood.
- Chest pocket with Ski-Doo branded zipper pull.
- Reflective Ski-Doo logo at left chest.



Charcoal Grey [07], Ivory [97]

NEW MEN'S TEDDY FLEECE JACKET
454838 • S, M, L, XL, 2XL, 3XL

- New sherpa fleece made to keep you warm and cozy in style.
- 100% polyester.
- Mid weight polar fleece for additional warmth.
- Full Zip Jacket.
- 1 zipped chest pocket.
- Reflective Ski-Doo logo at chest and back neck.
- 2 hand pockets.



Charcoal Grey [07], Navy [89]

NEW MEN'S PERFORMANCE LONG SLEEVES
454831 • S, M, L, XL, 2XL, 3XL

- Durable long sleeve Performance T-Shirt.
- 92% polyester, 8% spandex.
- Relaxed fit.
- Raglan sleeve.
- Moisture-wicking, to stay dry and comfortable.
- Naturally anti-odor.
- Antimicrobial.
- UV protection (UPF 30).
- Thumb hole at sleeves.
- Heat transferred reflective Ski-Doo logo at bottom left side.



Camo [37], Wine [32]

NEW MEN'S SNAP-UP POLAR FLEECE OVERSHIRT
454839 • S, M, L, XL, 2XL, 3XL

- New polar fleece overshirt.
- Made for everyday wear.
- 100% polyester.
- Front opening with embossed Ski-Doo snaps.
- Soft polar fleece.
- 4 way stretch contrast fabric on lower back, chest pocket and cuff.
- 1 zipped chest pocket.
- Two hand pockets
- 3D embossed silicone Ski-Doo patch on chest pocket.



Heather Charcoal [29], Navy [89]

NEW MEN'S SOLID FLANNEL SHIRT
454835 • S, M, L, XL, 2XL, 3XL

- Comfortable Solid Flannel shirt.
- 100% cotton
- 4-hole plastic Ski-Doo engraved button.
- 2 chest pockets with small Ski-Doo patch on left one.
- Ski-Doo embroidery at back.



Navy [89], Teal [74], Wine [32]

NEW MEN'S SKI-DOO MOUNTAINS T-SHIRT
454840 • S, M, L, XL, 2XL, 3XL

- Casual T-Shirt for everyday wear.
- 100% cotton.
- Ski-Doo logo at front.
- Ski-Doo Artwork at back.
- Ski-Doo fold up label on bottom left side.

WOMEN'S



Black [90], Dark Navy [16], Deep Purple [42], Denim Blue [79]

WOMEN'S PUFFER JACKET

440929* • XS, S, M, L, XL, 2XL, 3XL

- Use it everyday.
- 100% stretchable polyester.
- Use as a light jacket for cool dry weather or as a very warm mid layer.
- Drawcord hem adjustment in pockets.
- Down-like insulation with high compression.
- Shaped sleeves.
- Removable hood.
- Inside chest pocket for cell phone.



Black [90], Burgundy [35], Denim Blue [79]

WOMEN'S ALPS T-SHIRT

454589* • XS, S, M, L, XL, 2XL

- Crew neck short sleeve T-Shirt.
- 100% cotton.
- Graphic at front.



Dark Navy [16], Deep Purple [42]

WOMEN'S MID-LAYER FLEECE

454625* • XS, S, M, L, XL, 2XL

- Semi-fitted sweatshirt.
- Use everyday and as a mid layer on trails.
- 100% polyester with anti-microbial.
- Heavy weight fleece for maximum warmth.
- Adjusted fit.
- Ski-Doo embroidery logo at front chest.
- 2 zipped hand pockets.



Black [90], Charcoal Grey [07]

WOMEN'S SKI-DOO TURTLENECK

454472 • XS, S, M, L, XL, 2XL, 3XL

- Ski-Doo Turtleneck with Stretch fabric.
- 90% polyester, 10% spandex.
- Moisture wicking, anti-microbial treatment and anti-pilling.
- Ski-Doo embroidery logo on collar.



Black [90], White [01]

WOMEN'S DREAM OF SNOW T-SHIRT

454590* • XS, S, M, L, XL, 2XL

- Crew neck short sleeve T-Shirt.
- 100% cotton.
- Squared graphic at front.



Black [90], Purple [40], Teal [74]

NEW WOMEN'S WELDED PUFFER JACKET

454793 • XS, S, M, L, XL, 2XL

- Mid layer welded jacket perfect to wear under a shell.
- Use everyday and for deep snow riding.
- 100% polyester.
- Insulation: 90% Duck down, 10% Feather.
- Chest pocket with Ski-Doo branded zipper pull.
- Reflective Ski-Doo logo at left chest.
- Fleece lined pockets.
- Heat transferred Ski-Doo logo on inner front flap.



Dark Navy [16], Grey [09]

WOMEN'S FAIR ISLE SWEATER

454562* • S, M, L, XL, 2XL

- Sweater for ladies.
- 100% acrylic.
- Metal plate with logo.
- Ski-Doo woven label on left bottom side.



Dark Navy [16], Deep Purple [42]

WOMEN'S FLEECE VEST ZIP-UP

454621* • XS, S, M, L, XL, 2XL

- Perfect mix of warmth and mobility.
- Use everyday and as a mid layer on trails.
- 100% polyester with anti-microbial.
- Heavy weight fleece for maximum warmth.
- Adjusted fit.
- Ski-Doo embroidery logo at front chest.
- 2 zipped hand pockets.



Ivory [97], Smoke [57], Wine [32]

NEW WOMEN'S SKI-DOO SWEATPANTS

454800 • XS, S, M, L, XL, 2XL

- Signature Ski-Doo Sweatpants.
- 80% cotton, 20% polyester.
- Drawcord adjustment at waist.
- Ski-Doo logo on left leg.



Green [70], Ivory [97]

NEW WOMEN'S LIFESTYLE SKI-DOO PLAID OVERSHIRT

454805 • XS, S, M, L, XL, 2XL

- Warm and soft plaid overshirt.
- 100% cotton
- 4-hole plastic Ski-Doo engraved button.
- Fleece lined hand pockets.
- Ski-Doo embroidery at back.



Black [90], Camo [37]

NEW WOMEN'S SNAP-UP POLAR FLEECE OVERSHIRT

454824 • XS, S, M, L, XL, 2XL

- New polar fleece overshirt.
- Made for everyday wear.
- 100% polyester.
- Front opening with embossed Ski-Doo snaps.
- Soft polar fleece.
- 4 way stretch contrast fabric on lower back, chest pocket and cuff.
- 1 zipped chest pocket.
- Two hand pockets
- Small Ski-Doo patch on left sleeve.
- Ski-Doo embroidery at back.



Black [90], Teal [74]

NEW WOMEN'S PRINTED LS T-SHIRT

454855 • XS, S, M, L, XL, 2XL

- Crew neck long sleeve T-Shirt.
- 100% cotton.
- Small Ski-Doo logo at front.
- Ski-Doo artwork at back.
- Ski-Doo fold up label on bottom left side.



Purple [40], Teal [74]

NEW WOMEN'S PULLOVER FLEECE 1/4 SNAP

454810 • XS, S, M, L, XL, 2XL

- Soft plush fleece made to keep you warm and cozy in style.
- Quilted contrast fabric at top.
- 1/4 snaps for adjustment at collar.
- Ski-Doo embroidery at left chest and back.
- Handwarmer kangaroo pocket.



Bronze [92], Ivory [97]

NEW WOMEN'S TEDDY FLEECE JACKET

454842 • XS, S, M, L, XL, 2XL

- New sherpa fleece made to keep you warm and cozy in style.
- 100% polyester.
- Mid weight polar fleece for additional warmth.
- Full zip jacket.
- 1 zipped chest pocket.
- Reflective Ski-Doo logo at chest and back neck.
- 2 hand pockets.



Heather Grey [27], Indigo Blue [82], Ivory [97]

NEW WOMEN'S SKI-DOO PRINTED T-SHIRT

454853 • XS, S, M, L, XL, 2XL

- Crew neck short sleeve T-Shirt.
- 100% cotton.
- Small Ski-Doo logo at chest.
- Ski-Doo artwork at back.
- Ski-Doo fold up label on bottom left side.



Grey [09], Purple [40]

NEW WOMEN'S HYBRID ZIP-UP TECH FLEECE

454818 • XS, S, M, L, XL, 2XL

- Technical fleece for warmth and mobility.
- Use everyday and as a mid layer on trails.
- 95% polyester, 5% spandex.
- Adjustable hood.
- 2 hand pockets with Ski-Doo branded zipper pulls.
- Reflective Ski-Doo logo at left chest and back.



Ivory [97], Purple [40]

NEW WOMEN'S PERFORMANCE LS

454862 • XS, S, M, L, XL, 2XL

- Durable long sleeve performance T-Shirt.
- 92% polyester, 8% spandex.
- Relaxed fit.
- Raglan sleeve.
- Moisture-wicking, to stay dry and comfortable.
- Naturally anti-odor.
- Antimicrobial.
- UV protection.
- Thumb hole at sleeves.
- Reflective details on sleeves.
- Heat transferred reflective Ski-Doo logo at bottom left side.

HEADWEAR AND NECKWEAR

UNISEX



Black [90]

ULTIMATE TRAIL BALACLAVA

447736 • S/M, L/XL

- Ultimate balaclava that provides warm, breathability and windproofness.
- Perfect when used with the Oxygen, Exome and Pyra helmets.
- 60% polyester, 30% nylon, 10% spandex.
- Waterproof, windproof and breathable fabric at neck.
- Moisture-wicking fabric.
- Elastic channel at sides for contoured fit.



Indigo Blue [82], Orange [12], Purple [40]

ACTIVE RIDING TUBE

454837 • One size

- Multi-purpose tube to keep warm.
- Use for trail and deep snow riding.
- 88% polyester, 12% spandex.
- Stretch and comfortable fabric.
- 12 different configurations: bandana, headband, balaclava and more.



Black [90], Charcoal Grey [07]

MICRO-FLEECE HEADBAND

447877 • One size

- Micro-fleece headband to keep warm without sacrificing breathability.
- Use on trails.
- 92% polyester, 8% spandex.
- Heat Ski-Doo embossed logo center at front.
- Ski-Doo fold up label at back.



Black [90]

PYRA BALACLAVA

448735 • One size

- Balaclava with a neoprene face guard for effective moisture exchange to promote breathing in extreme cold.
- Perfect when used with Pyra helmet.
- 65% nylon, 20% polyester, 10% spandex, 5% synthetic.
- Stretch, quick-dry fabric with brushed inner surface.
- Flatlocked seams prevent skin chafing.
- Perfect to use with open face helmets.
- Centered heat transfer Pyra logo.



Black [90]

NECK GAITOR

447841 • One size

- Neck gaitor to protect against the cold.
- 100% polyester.
- spandex binding and elastic at back for a better fit.
- Anti-pilling fleece.



Black [90], Brick Red [33], Dark Navy [16], Green [70], Grey [09], Heather Charcoal [29], Ice [38], Indigo Blue [82]

REVERSIBLE SKI-DOO BEANIE

448736 • One size

- 2-in-1 reversible beanie.
- 95% acrylic, 4% nylon, 1% spandex.
- Knit in logos.



Black [90]

COMBO BALACLAVA

448743 • One size

- Warm and breathable balaclava that protects head and neck.
- Use for deep snow riding.
- 100% polyester.
- 2-piece construction that allows a better fit.
- Top piece allows a better breathability.
- Bottom piece allows a good protection against the cold.
- Stretch, antibacterial warming fleece fabric with brushed inner surface.
- Flatlocked seams prevent skin chafing.
- Ski-Doo screen print.



Black [90], Charcoal Grey [07], Navy [89]

MICRO-FLEECE NECK WARMER

448739 • One size

- Neck warmer to protect against the cold.
- Micro fleece.
- Ski-Doo logo on the side.
- Ski-Doo fold up label at back.



Black [90], Bronze [92], Charcoal Grey [07], Teal [74], Wine [32]

LANDING BEANIE

454698 • One size

- Warm lifestyle hat.
- 95% acrylic, 4% nylon, 1% spandex.
- Ski-Doo patch centered at front.
- Foldover cuff.



Green [70], Wine [32]

NEW FASHION COLORBLOCKED 5 PANEL CAP
454795 • One size

- New stylish 5 panel cap.
- Perfect to wear everyday.
- 100% polyester.
- Heathered felt material.
- Adjustments at back.



Bronze [92], Yellow [10]

NEW CURVED CAP
454807 • One size

- Fashion curved cap.
- Perfect to wear everyday.
- Vertical Ski-Doo embroidery at front.
- Curved brim.
- Plastic adjustment at back.
- Ski-Doo fold up label at back.



Ice [38], Orange [12], Yellow [10]

NEW POM-POM HAT
454816 • One size

- Lifestyle hat with Pom-Pom to keep warm in style.
- 100% acrylic.
- Knitted hat with micro fleece lining.
- Ski-Doo fold up label at back.



Black [90], Navy [89]

NEW FLEX FIT CAP
454796 • S/M, L/XL, 2XL

- New Flex Fit cap.
- Perfect to wear everyday.
- Ski-Doo patch centered at front.
- Curved brim.
- Adjustments at back.
- Small Ski-Doo embroidery at back.



Black [90], Green [70], Ivory [97], Orange [12]

NEW SHORT ROLL KNIT BEANIE
454812 • One size

- Minimalist beanie to keep warm in style
- 100% acrylic.
- Short roll beanie.
- Foldover cuff.
- Ski-Doo fold up label at front.



Charcoal Grey [07], Navy [89]

NEW INSULATED EARFLAP CAP
454822 • One size

- Perfect mix between a hat and a cap to protect from the sun while keeping warm.
- Ideal to wear during cold days.
- Corduroy fabric and micro-fleece lining.
- Flex fit at back.
- Foldable insulated earflap with adjustment cord.
- Ski-Doo patch centered at front.



Charcoal Grey [07], Green [70], Grey [09]

NEW FLAT BRIM CAP
454798 • One size

- Fitted cap with vintage Ski-Doo embroidery at front.
- Perfect to wear everyday.
- Flat brim.
- Elastic band ensuring comfort and stability.
- Small Ski-Doo embroidery at back.



Green [70], Ivory [97], Smoke [57]

NEW DAD CAP
454815 • One size

- Dad cap with Ski-Doo embroidery at front.
- Perfect to wear everyday.
- Ski-Doo embroidery at front and quote at back.
- Adjustment at back.



Bronze [92], Charcoal Grey [07]

NEW REFLECTIVE STRIPED BEANIE
454844 • One size

- Casual beanie to keep warm in style.
- 100% acrylic.
- Foldover cuff.
- Reflective Ski-Doo patch centered front.

UNISEX



Burgundy [35], Navy [89]

NEW QUILTED TRAPPER HAT

454856 • S/M, L/XL

- Perfect mix between a hat and a cap to protect from the sun while keeping warm.
- 100% polyester.
- Quilted fabric and micro-fleece lining.
- Foldable insulated earflap with snap button.
- Inner sweat-band.
- Inner Ski-Doo logo visible at back when folded.



Black [90], Charcoal Grey [07], Navy [89]

NEW MICRO-FLEECE BEANIE

454870 • One size

- Thin beanie to combine breathability and warmth.
- 92% polyester, 8% spandex.
- Logo in knit.
- Tonal Ski-Doo logo at bottom.

MEN'S



Black [90]

ACTIVE BALACLAVA SOLID

448729 • One size

- Balaclava that provides warmth and breathability.
- Use on trails.
- 91% polyester, 9% spandex.
- Stretch, antibacterial fabric with brushed inner surface.
- Moisture-wicking anti-odor treatment.
- Flatlocked seams prevent skin chafing.
- Non-branded.



Black [90], Bronze [92]

EXPLORER HAT

454821 • S/M, L/XL

- Insulated hat for optimized warmth.
- 90% polyester, 10% wool.
- Lined with Sherpa.
- Ski-Doo fold up label at back.
- Adjustable clip attachment.

WOMEN'S



Brick Red [33], Ice [38], Purple [40]

NEW WOMEN'S POM-POM BEANIE

454814 • One size

- Pom-Pom beanie to keep warm in style.
- 100% acrylic.
- Micro-fleece lining.
- Pompom.

*While supplies last.



Black [90], Green [70], Purple [40]

NEW CHUNKY BEANIE

454832 • One size

- Chunky knit beanie for everyday wear.
- 100% acrylic.
- Ski-Doo patch sewn on front.



Black [90]

WOMEN'S FAUX-FUR POM-POM BEANIE

447889* • One size

- Faux-Fur Pom-Pom beanie to keep warm in style.
- 100% acrylic.
- Micro-fleece lining.
- Removable fur like pom-pom.
- Ski-Doo metal logo placket.

EXPLORE AN ENTIRE WORLD OF ADVENTURE WITH ALL OF OUR BRP PRODUCTS. **BRP.COM**



ski-doo LYNX SEA-DOO can-am ROTAX ALUMACRAFT Manitou QUINTREX



// [SKI-DOO.COM](https://ski-doo.com)

